

Élan Cité

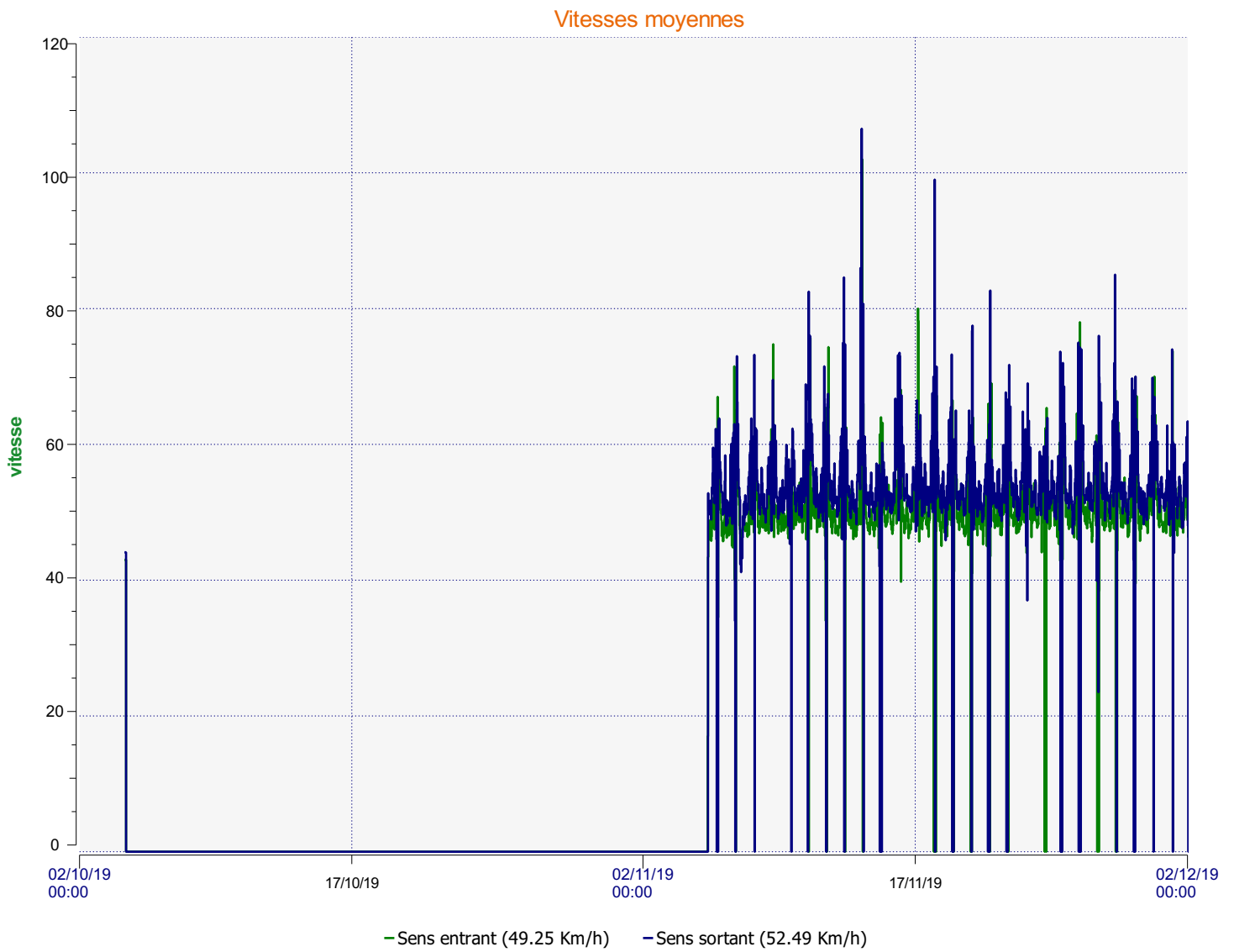


DÉTECTER • INFORMER • SÉCURISER

Début d'exploitation: vendredi 4 octobre 2019 13:00
Fin d'exploitation: mercredi 11 décembre 2019 11:00

Lieu de la mesure:

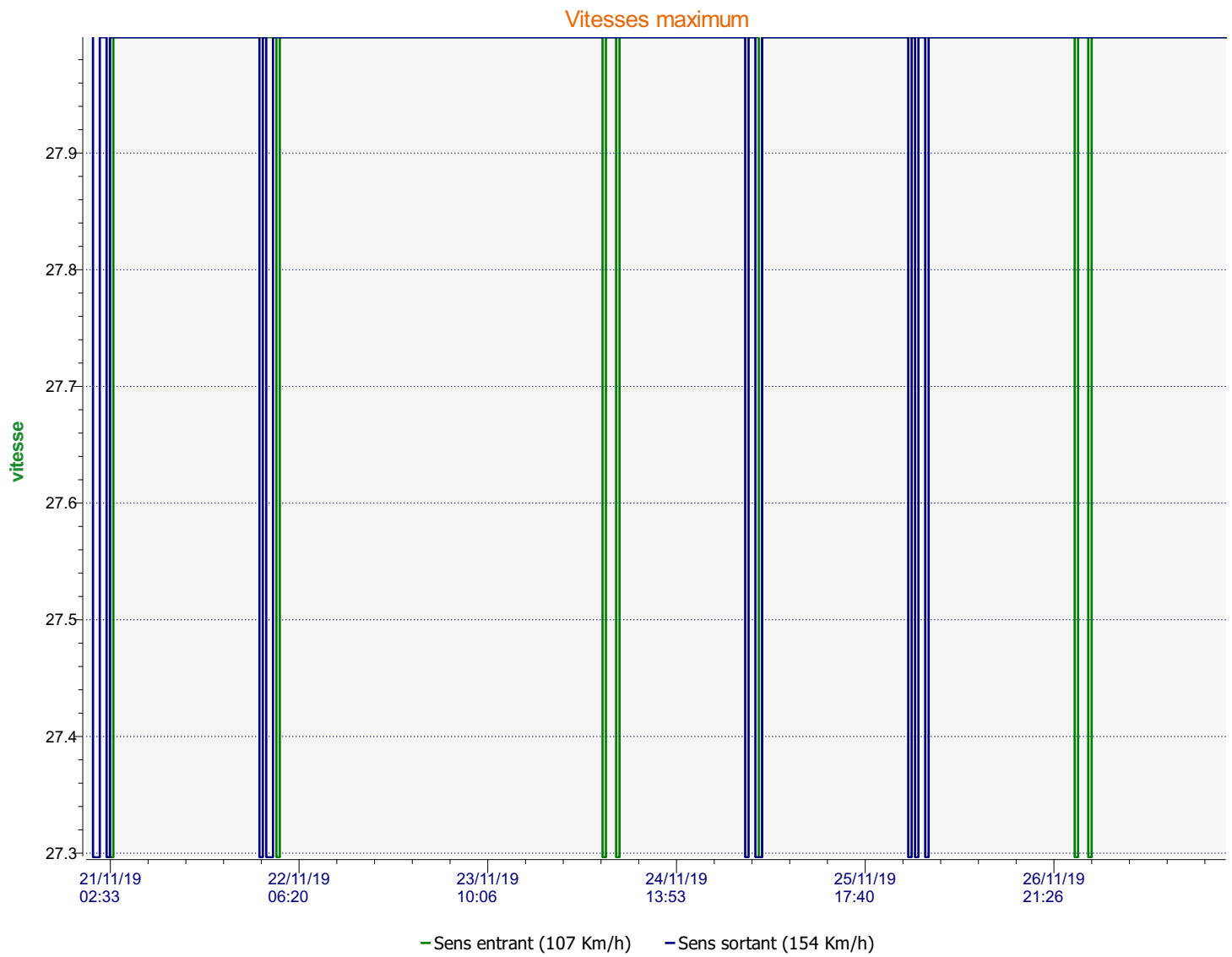
Commentaire:



Début d'exploitation: vendredi 4 octobre 2019 13:00
Fin d'exploitation: mercredi 11 décembre 2019 11:00

Lieu de la mesure:

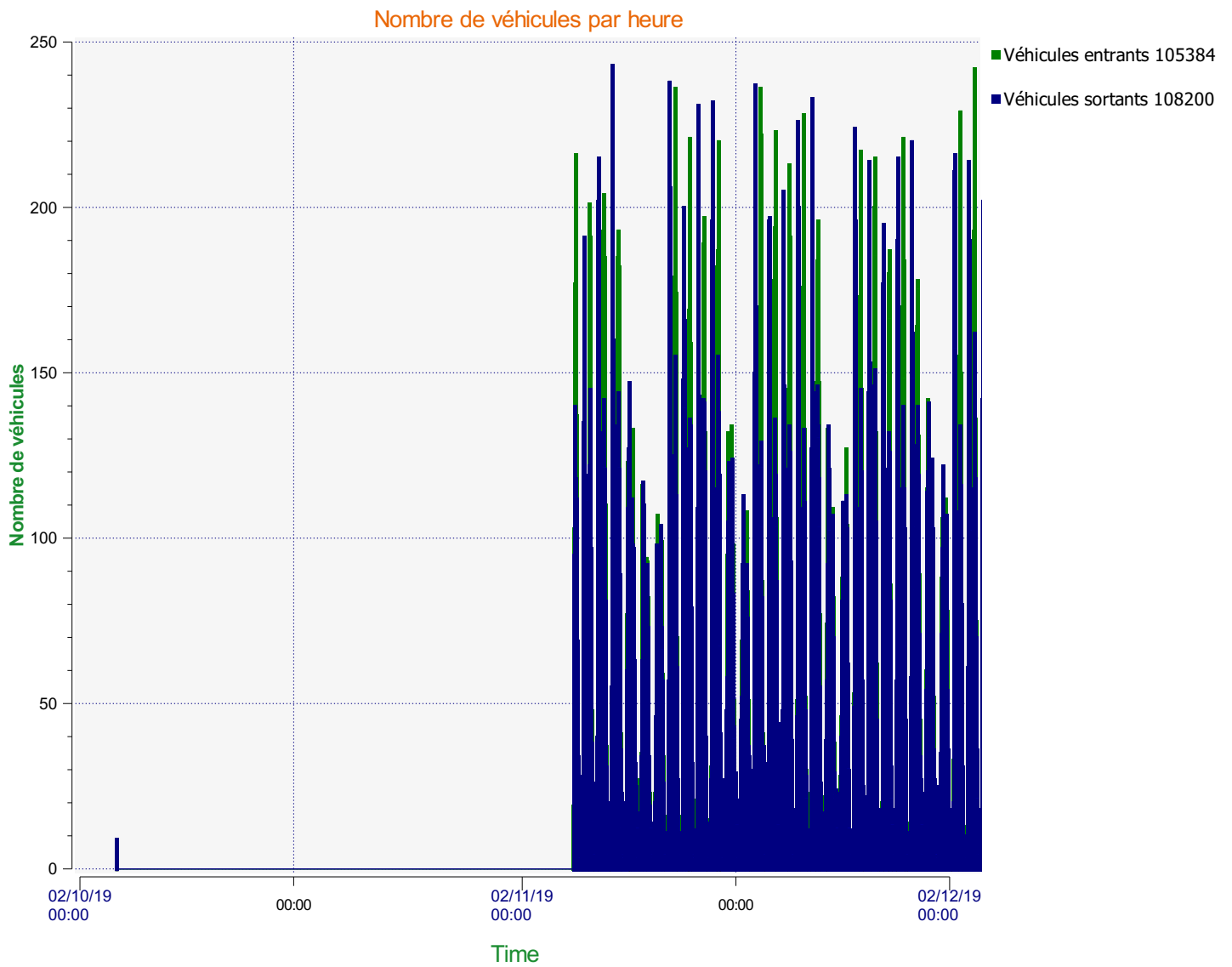
Commentaire:



Début d'exploitation: vendredi 4 octobre 2019 13:00
Fin d'exploitation: mercredi 11 décembre 2019 11:00

Lieu de la mesure:

Commentaire:

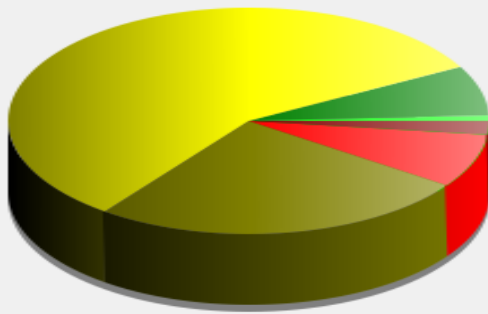








Début d'exploitation: vendredi 4 octobre 2019 13:00
Fin d'exploitation: mercredi 11 décembre 2019 11:00

Lieu de la mesure:

Commentaire:

Véhicules entrants




	<= 30 Km/h : 830 - (0.79 %)
	31 - 40 Km/h : 7 537 - (7.15 %)
	41 - 50 Km/h : 59 920 - (56.86 %)
	51 - 60 Km/h : 26 916 - (25.54 %)
	61 - 70 Km/h : 8 135 - (7.72 %)
	71 - 80 Km/h (et +) : 2 046 - (1.94 %)

Début d'exploitation: vendredi 4 octobre 2019 13:00
Fin d'exploitation: mercredi 11 décembre 2019 11:00

Lieu de la mesure:

Commentaire:

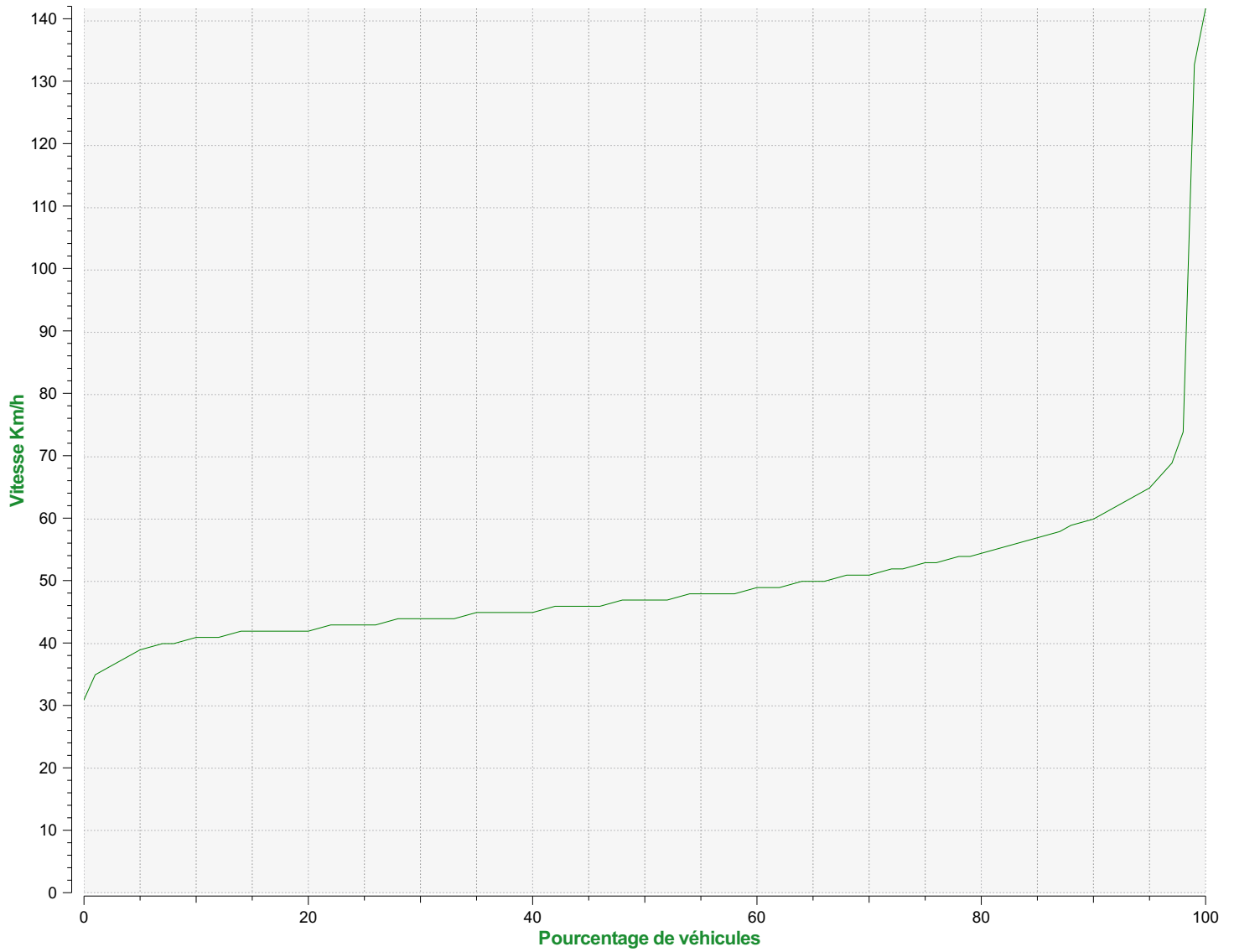
Véhicules sortants



Début d'exploitation: vendredi 4 octobre 2019 13:00
Fin d'exploitation: mercredi 11 décembre 2019 11:00

Lieu de la mesure:

Commentaire:



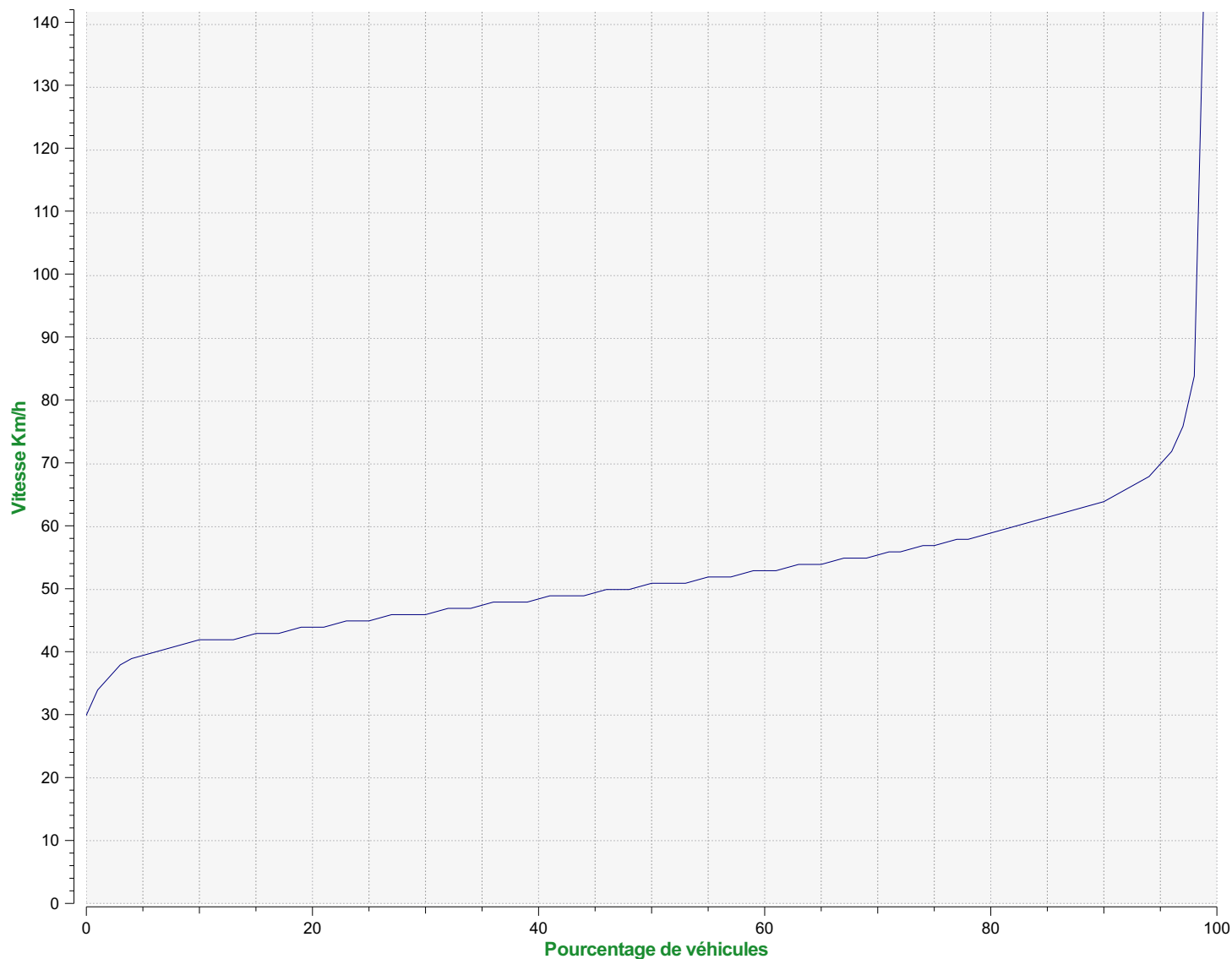
Percentiles de vitesse sens entrant

V30: 44.00Km/h **V50:** 47.00Km/h **V85:** 57.00Km/h

Début d'exploitation: vendredi 4 octobre 2019 13:00
Fin d'exploitation: mercredi 11 décembre 2019 11:00

Lieu de la mesure:

Commentaire:



Percentiles de vitesse sens sortant

V30: 46.00Km/h **V50:** 51.00Km/h **V85:** 61.00Km/h

Début d'exploitation: vendredi 4 octobre 2019 13:00
Fin d'exploitation: mercredi 11 décembre 2019 11:00

Lieu de la mesure:

Commentaire:

Historique des mesures

Date	Nombre de relevés	Nombre véhicules	Vitesse moyenne	Vitesse maximale	Sens
11/12/2019 11:00	30	30	49.80	71.00	Entrant
11/12/2019 11:00	33	33	51.45	102.00	Sortant
11/12/2019 10:30	69	69	47.78	74.00	Entrant
11/12/2019 10:30	82	82	53.50	107.00	Sortant
11/12/2019 10:00	94	94	46.71	73.00	Entrant
11/12/2019 10:00	93	93	49.19	88.00	Sortant
11/12/2019 09:30	98	98	45.58	69.00	Entrant
11/12/2019 09:30	81	81	50.93	83.00	Sortant
11/12/2019 09:00	91	91	48.11	67.00	Entrant
11/12/2019 09:00	89	89	51.71	76.00	Sortant
11/12/2019 08:30	107	107	47.83	68.00	Entrant
11/12/2019 08:30	104	104	56.12	115.00	Sortant
11/12/2019 08:00	87	87	48.71	73.00	Entrant
11/12/2019 08:00	148	148	53.12	113.00	Sortant
11/12/2019 07:30	85	85	48.48	70.00	Entrant
11/12/2019 07:30	209	209	51.37	96.00	Sortant
11/12/2019 07:00	70	70	50.90	78.00	Entrant
11/12/2019 07:00	208	208	53.26	153.00	Sortant
11/12/2019 06:30	59	59	49.34	72.00	Entrant
11/12/2019 06:30	145	145	54.04	114.00	Sortant
11/12/2019 06:00	32	32	57.16	81.00	Entrant
11/12/2019 06:00	66	66	59.77	108.00	Sortant
11/12/2019 05:30	20	20	55.55	83.00	Entrant
11/12/2019 05:30	20	20	57.25	94.00	Sortant
11/12/2019 05:00	12	12	58.75	84.00	Entrant
11/12/2019 05:00	13	13	55.31	66.00	Sortant
11/12/2019 04:30	18	18	64.17	86.00	Entrant
11/12/2019 04:30	9	9	56.00	75.00	Sortant
11/12/2019 04:00	5	5	65.80	77.00	Entrant
11/12/2019 04:00	6	6	58.00	71.00	Sortant
11/12/2019 03:30	4	4	52.75	61.00	Entrant
11/12/2019 03:30	1	1	66.00	66.00	Sortant
11/12/2019 03:00	4	4	49.25	68.00	Entrant
11/12/2019 03:00	5	5	52.60	57.00	Sortant
11/12/2019 02:30	1	1	77.00	77.00	Entrant
11/12/2019 02:00	5	5	58.60	78.00	Entrant
11/12/2019 01:30	1	1	52.00	52.00	Sortant
11/12/2019 01:30	8	8	51.75	64.00	Entrant
11/12/2019 01:00	2	2	64.00	76.00	Entrant
11/12/2019 01:00	2	2	49.00	54.00	Sortant
11/12/2019 00:30	1	1	50.00	50.00	Entrant
11/12/2019 00:00	7	7	53.14	63.00	Sortant
11/12/2019 00:00	10	10	52.90	65.00	Entrant
10/12/2019 23:30	7	7	55.29	66.00	Entrant
10/12/2019 23:30	10	10	68.30	83.00	Sortant
10/12/2019 23:00	7	7	54.14	71.00	Entrant
10/12/2019 23:00	4	4	60.00	66.00	Sortant
10/12/2019 22:30	12	12	53.58	101.00	Entrant
10/12/2019 22:30	15	15	45.87	60.00	Sortant
10/12/2019 22:00	20	20	46.60	60.00	Entrant

Historique des mesures

Date	Nombre de relevés	Nombre véhicules	Vitesse moyenne	Vitesse maximale	Sens
10/12/2019 22:00	17	17	47.12	73.00	Sortant
10/12/2019 21:30	10	10	53.70	69.00	Entrant
10/12/2019 21:30	26	26	51.92	81.00	Sortant
10/12/2019 21:00	26	26	53.35	79.00	Entrant
10/12/2019 21:00	39	39	56.00	90.00	Sortant
10/12/2019 20:30	36	36	51.64	68.00	Entrant
10/12/2019 20:30	25	25	57.44	79.00	Sortant
10/12/2019 20:00	66	66	50.79	73.00	Entrant
10/12/2019 20:00	31	31	53.03	76.00	Sortant
10/12/2019 19:30	73	73	48.67	69.00	Entrant
10/12/2019 19:30	61	61	53.10	78.00	Sortant
10/12/2019 19:00	99	99	50.73	78.00	Entrant
10/12/2019 19:00	105	105	52.84	78.00	Sortant
10/12/2019 18:30	142	142	48.80	74.00	Entrant
10/12/2019 18:30	93	93	51.28	81.00	Sortant
10/12/2019 18:00	201	201	47.57	68.00	Entrant
10/12/2019 18:00	117	117	49.74	86.00	Sortant
10/12/2019 17:30	221	221	47.40	75.00	Entrant
10/12/2019 17:30	110	110	50.40	77.00	Sortant
10/12/2019 17:00	212	212	48.28	65.00	Entrant
10/12/2019 17:00	145	145	51.84	103.00	Sortant
10/12/2019 16:30	170	170	48.93	77.00	Entrant
10/12/2019 16:30	141	141	51.46	83.00	Sortant
10/12/2019 16:00	170	170	48.42	78.00	Entrant
10/12/2019 16:00	105	105	49.44	85.00	Sortant
10/12/2019 15:30	114	114	48.59	70.00	Entrant
10/12/2019 15:30	93	93	54.74	103.00	Sortant
10/12/2019 15:00	112	112	48.35	75.00	Entrant
10/12/2019 15:00	100	100	47.63	89.00	Sortant
10/12/2019 14:30	86	86	50.98	92.00	Entrant
10/12/2019 14:30	74	74	52.16	79.00	Sortant
10/12/2019 14:00	77	77	49.19	71.00	Entrant
10/12/2019 14:00	94	94	53.89	100.00	Sortant
10/12/2019 13:30	126	126	50.93	101.00	Entrant
10/12/2019 13:30	104	104	52.53	132.00	Sortant
10/12/2019 13:00	75	75	52.53	79.00	Entrant
10/12/2019 13:00	65	65	54.68	86.00	Sortant
10/12/2019 12:30	85	85	54.36	99.00	Entrant
10/12/2019 12:30	62	62	55.47	80.00	Sortant
10/12/2019 12:00	75	75	53.72	77.00	Entrant
10/12/2019 12:00	90	90	51.19	95.00	Sortant
10/12/2019 11:30	65	65	50.63	68.00	Entrant
10/12/2019 11:30	103	103	51.49	77.00	Sortant
10/12/2019 11:00	77	77	49.75	72.00	Entrant
10/12/2019 11:00	112	112	51.91	96.00	Sortant
10/12/2019 10:30	81	81	51.65	78.00	Entrant
10/12/2019 10:30	100	100	51.89	122.00	Sortant
10/12/2019 10:00	95	95	51.01	77.00	Entrant
10/12/2019 10:00	105	105	50.90	80.00	Sortant
10/12/2019 09:30	81	81	48.53	69.00	Entrant

Historique des mesures

Date	Nombre de relevés	Nombre véhicules	Vitesse moyenne	Vitesse maximale	Sens
10/12/2019 09:30	101	101	52.80	100.00	Sortant
10/12/2019 09:00	111	111	48.31	65.00	Entrant
10/12/2019 09:00	111	111	52.46	110.00	Sortant
10/12/2019 08:30	110	110	49.03	75.00	Entrant
10/12/2019 08:30	177	177	52.85	115.00	Sortant
10/12/2019 08:00	140	140	49.52	76.00	Entrant
10/12/2019 08:00	212	212	52.15	73.00	Sortant
10/12/2019 07:30	87	87	48.97	75.00	Entrant
10/12/2019 07:30	231	231	51.02	107.00	Sortant
10/12/2019 07:00	59	59	50.39	67.00	Entrant
10/12/2019 07:00	240	240	51.32	91.00	Sortant
10/12/2019 06:30	60	60	52.48	76.00	Entrant
10/12/2019 06:30	166	166	54.98	110.00	Sortant
10/12/2019 06:00	28	28	51.32	76.00	Entrant
10/12/2019 06:00	48	48	55.71	78.00	Sortant
10/12/2019 05:30	17	17	58.76	82.00	Entrant
10/12/2019 05:30	25	25	54.64	87.00	Sortant
10/12/2019 05:00	5	5	54.00	68.00	Entrant
10/12/2019 05:00	19	19	61.58	127.00	Sortant
10/12/2019 04:30	23	23	62.78	91.00	Entrant
10/12/2019 04:30	2	2	52.00	56.00	Sortant
10/12/2019 04:00	8	8	65.38	89.00	Entrant
10/12/2019 04:00	9	9	59.11	69.00	Sortant
10/12/2019 03:30	5	5	59.60	73.00	Entrant
10/12/2019 03:30	4	4	73.25	81.00	Sortant
10/12/2019 03:00	4	4	51.75	69.00	Entrant
10/12/2019 03:00	7	7	77.57	97.00	Sortant
10/12/2019 02:30	1	1	76.00	76.00	Entrant
10/12/2019 02:00	4	4	55.50	59.00	Entrant
10/12/2019 01:30	2	2	47.00	61.00	Entrant
10/12/2019 00:30	2	2	55.50	59.00	Entrant
10/12/2019 00:00	7	7	53.57	67.00	Entrant
09/12/2019 23:30	4	4	57.75	67.00	Sortant
09/12/2019 23:30	3	3	46.00	50.00	Entrant
09/12/2019 23:00	5	5	56.40	74.00	Entrant
09/12/2019 23:00	5	5	54.60	60.00	Sortant
09/12/2019 22:30	12	12	50.67	77.00	Entrant
09/12/2019 22:30	11	11	53.36	73.00	Sortant
09/12/2019 22:00	11	11	48.09	62.00	Entrant
09/12/2019 22:00	15	15	54.73	68.00	Sortant
09/12/2019 21:30	16	16	59.44	124.00	Entrant
09/12/2019 21:30	28	28	55.04	80.00	Sortant
09/12/2019 21:00	25	25	54.08	81.00	Entrant
09/12/2019 21:00	35	35	55.94	77.00	Sortant
09/12/2019 20:30	35	35	49.57	64.00	Entrant
09/12/2019 20:30	19	19	64.32	85.00	Sortant
09/12/2019 20:00	58	58	51.79	69.00	Entrant
09/12/2019 20:00	33	33	58.48	85.00	Sortant
09/12/2019 19:30	41	41	50.63	73.00	Entrant
09/12/2019 19:30	60	60	56.52	91.00	Sortant

Historique des mesures

Date	Nombre de relevés	Nombre véhicules	Vitesse moyenne	Vitesse maximale	Sens
09/12/2019 19:00	101	101	50.52	72.00	Entrant
09/12/2019 19:00	68	68	54.22	77.00	Sortant
09/12/2019 18:30	140	140	48.01	67.00	Entrant
09/12/2019 18:30	98	98	51.27	72.00	Sortant
09/12/2019 18:00	182	182	46.44	64.00	Entrant
09/12/2019 18:00	95	95	50.60	80.00	Sortant
09/12/2019 17:30	212	212	46.20	70.00	Entrant
09/12/2019 17:30	108	108	50.06	75.00	Sortant
09/12/2019 17:00	204	204	45.09	79.00	Entrant
09/12/2019 17:00	113	113	49.85	76.00	Sortant
09/12/2019 16:30	163	163	47.66	73.00	Entrant
09/12/2019 16:30	119	119	52.03	71.00	Sortant
09/12/2019 16:00	157	157	49.05	74.00	Entrant
09/12/2019 16:00	101	101	50.37	108.00	Sortant
09/12/2019 15:30	90	90	46.36	86.00	Entrant
09/12/2019 15:30	98	98	47.56	76.00	Sortant
09/12/2019 15:00	93	93	48.75	67.00	Entrant
09/12/2019 15:00	82	82	50.51	70.00	Sortant
09/12/2019 14:30	105	105	49.77	73.00	Entrant
09/12/2019 14:30	92	92	51.25	107.00	Sortant
09/12/2019 14:00	84	84	48.98	70.00	Entrant
09/12/2019 14:00	98	98	50.74	111.00	Sortant
09/12/2019 13:30	88	88	51.17	90.00	Entrant
09/12/2019 13:30	96	96	52.83	81.00	Sortant
09/12/2019 13:00	66	66	52.18	75.00	Entrant
09/12/2019 13:00	76	76	52.28	75.00	Sortant
09/12/2019 12:30	54	54	53.04	76.00	Entrant
09/12/2019 12:30	79	79	57.27	129.00	Sortant
09/12/2019 12:00	83	83	52.02	78.00	Entrant
09/12/2019 12:00	90	90	51.11	66.00	Sortant
09/12/2019 11:30	84	84	49.56	78.00	Entrant
09/12/2019 11:30	86	86	52.65	79.00	Sortant
09/12/2019 11:00	89	89	48.96	73.00	Entrant
09/12/2019 11:00	98	98	54.38	112.00	Sortant
09/12/2019 10:30	83	83	46.89	82.00	Entrant
09/12/2019 10:30	51	51	52.29	88.00	Sortant
09/12/2019 10:00	76	76	45.82	64.00	Entrant
09/12/2019 10:00	78	78	52.63	69.00	Sortant
09/12/2019 09:30	86	86	49.53	73.00	Entrant
09/12/2019 09:30	82	82	51.51	109.00	Sortant
09/12/2019 09:00	85	85	48.32	78.00	Entrant
09/12/2019 09:00	82	82	50.34	73.00	Sortant
09/12/2019 08:30	100	100	46.40	64.00	Entrant
09/12/2019 08:30	157	157	52.09	103.00	Sortant
09/12/2019 08:00	99	99	50.31	76.00	Entrant
09/12/2019 08:00	217	217	51.72	93.00	Sortant
09/12/2019 07:30	116	116	49.65	76.00	Entrant
09/12/2019 07:30	231	231	50.97	101.00	Sortant
09/12/2019 07:00	80	80	50.86	78.00	Entrant
09/12/2019 07:00	212	212	52.16	127.00	Sortant

Historique des mesures

Date	Nombre de relevés	Nombre véhicules	Vitesse moyenne	Vitesse maximale	Sens
09/12/2019 06:30	52	52	49.81	86.00	Entrant
09/12/2019 06:30	160	160	54.47	132.00	Sortant
09/12/2019 06:00	31	31	53.19	78.00	Entrant
09/12/2019 06:00	51	51	55.39	83.00	Sortant
09/12/2019 05:30	19	19	52.53	77.00	Entrant
09/12/2019 05:30	24	24	55.83	77.00	Sortant
09/12/2019 05:00	10	10	56.90	74.00	Entrant
09/12/2019 05:00	20	20	62.35	94.00	Sortant
09/12/2019 04:30	14	14	60.14	88.00	Entrant
09/12/2019 04:30	8	8	57.62	72.00	Sortant
09/12/2019 04:00	5	5	66.40	75.00	Entrant
09/12/2019 04:00	5	5	54.00	76.00	Sortant
09/12/2019 03:30	3	3	50.67	64.00	Entrant
09/12/2019 03:30	2	2	47.50	48.00	Sortant
09/12/2019 03:00	5	5	83.60	148.00	Sortant
09/12/2019 02:30	1	1	48.00	48.00	Entrant
09/12/2019 02:30	2	2	51.00	52.00	Sortant
09/12/2019 01:30	3	3	42.67	46.00	Entrant
09/12/2019 01:30	2	2	70.50	72.00	Sortant
09/12/2019 01:00	1	1	53.00	53.00	Entrant
09/12/2019 01:00	3	3	63.67	65.00	Sortant
09/12/2019 00:30	5	5	56.80	65.00	Entrant
09/12/2019 00:30	7	7	66.29	129.00	Sortant
09/12/2019 00:00	6	6	53.00	64.00	Entrant
09/12/2019 00:00	6	6	41.17	81.00	Sortant
08/12/2019 23:30	10	10	52.70	67.00	Entrant
08/12/2019 23:30	3	3	74.33	90.00	Sortant
08/12/2019 23:00	4	4	38.25	45.00	Entrant
08/12/2019 23:00	6	6	46.33	53.00	Sortant
08/12/2019 22:30	11	11	49.45	65.00	Entrant
08/12/2019 22:30	5	5	60.80	74.00	Sortant
08/12/2019 22:00	11	11	55.09	114.00	Entrant
08/12/2019 22:00	14	14	52.00	68.00	Sortant
08/12/2019 21:30	19	19	52.16	75.00	Entrant
08/12/2019 21:30	18	18	50.67	86.00	Sortant
08/12/2019 21:00	24	24	52.50	66.00	Entrant
08/12/2019 21:00	44	44	56.64	96.00	Sortant
08/12/2019 20:30	39	39	49.54	74.00	Entrant
08/12/2019 20:30	35	35	61.86	102.00	Sortant
08/12/2019 20:00	47	47	53.85	72.00	Entrant
08/12/2019 20:00	38	38	55.37	70.00	Sortant
08/12/2019 19:30	52	52	50.90	100.00	Entrant
08/12/2019 19:30	51	51	56.31	84.00	Sortant
08/12/2019 19:00	57	57	49.11	66.00	Entrant
08/12/2019 19:00	66	66	53.80	86.00	Sortant
08/12/2019 18:30	70	70	49.16	69.00	Entrant
08/12/2019 18:30	74	74	52.96	113.00	Sortant
08/12/2019 18:00	84	84	46.93	64.00	Entrant
08/12/2019 18:00	91	91	50.40	73.00	Sortant
08/12/2019 17:30	88	88	47.88	69.00	Entrant

Historique des mesures

Date	Nombre de relevés	Nombre véhicules	Vitesse moyenne	Vitesse maximale	Sens
08/12/2019 17:30	100	100	48.84	77.00	Sortant
08/12/2019 17:00	79	79	45.22	76.00	Entrant
08/12/2019 17:00	95	95	50.76	78.00	Sortant
08/12/2019 16:30	73	73	49.01	72.00	Entrant
08/12/2019 16:30	77	77	50.79	80.00	Sortant
08/12/2019 16:00	65	65	49.20	82.00	Entrant
08/12/2019 16:00	76	76	50.99	73.00	Sortant
08/12/2019 15:30	45	45	48.87	68.00	Entrant
08/12/2019 15:30	66	66	52.06	82.00	Sortant
08/12/2019 15:00	57	57	50.32	76.00	Entrant
08/12/2019 15:00	66	66	52.53	75.00	Sortant
08/12/2019 14:30	76	76	49.51	68.00	Entrant
08/12/2019 14:30	69	69	52.22	77.00	Sortant
08/12/2019 14:00	76	76	50.05	77.00	Entrant
08/12/2019 14:00	56	56	53.14	78.00	Sortant
08/12/2019 13:30	43	43	51.56	74.00	Entrant
08/12/2019 13:30	50	50	52.04	78.00	Sortant
08/12/2019 13:00	39	39	52.46	69.00	Entrant
08/12/2019 13:00	49	49	55.43	78.00	Sortant
08/12/2019 12:30	49	49	50.14	66.00	Entrant
08/12/2019 12:30	55	55	52.89	69.00	Sortant
08/12/2019 12:00	63	63	51.84	80.00	Entrant
08/12/2019 12:00	97	97	54.59	76.00	Sortant
08/12/2019 11:30	115	115	50.45	76.00	Entrant
08/12/2019 11:30	107	107	52.00	104.00	Sortant
08/12/2019 11:00	86	86	50.62	75.00	Entrant
08/12/2019 11:00	98	98	52.47	76.00	Sortant
08/12/2019 10:30	77	77	49.88	78.00	Entrant
08/12/2019 10:30	81	81	51.11	83.00	Sortant
08/12/2019 10:00	111	111	48.37	84.00	Entrant
08/12/2019 10:00	76	76	52.71	100.00	Sortant
08/12/2019 09:30	65	65	47.31	75.00	Entrant
08/12/2019 09:30	74	74	52.47	78.00	Sortant
08/12/2019 09:00	59	59	50.27	85.00	Entrant
08/12/2019 09:00	49	49	55.94	98.00	Sortant
08/12/2019 08:30	48	48	49.92	68.00	Entrant
08/12/2019 08:30	29	29	54.66	76.00	Sortant
08/12/2019 08:00	23	23	49.61	69.00	Entrant
08/12/2019 08:00	38	38	56.13	72.00	Sortant
08/12/2019 07:30	16	16	47.12	58.00	Entrant
08/12/2019 07:30	33	33	50.73	73.00	Sortant
08/12/2019 07:00	21	21	50.76	68.00	Entrant
08/12/2019 07:00	14	14	58.00	86.00	Sortant
08/12/2019 06:30	12	12	48.25	71.00	Entrant
08/12/2019 06:30	16	16	59.38	68.00	Sortant
08/12/2019 06:00	13	13	52.38	68.00	Entrant
08/12/2019 06:00	9	9	65.00	91.00	Sortant
08/12/2019 05:30	9	9	57.22	91.00	Entrant
08/12/2019 05:30	14	14	66.36	120.00	Sortant
08/12/2019 05:00	1	1	45.00	45.00	Entrant

Historique des mesures

Date	Nombre de relevés	Nombre véhicules	Vitesse moyenne	Vitesse maximale	Sens
08/12/2019 05:00	6	6	64.67	80.00	Sortant
08/12/2019 04:30	6	6	75.33	122.00	Entrant
08/12/2019 04:30	2	2	60.50	63.00	Sortant
08/12/2019 04:00	3	3	64.00	78.00	Entrant
08/12/2019 04:00	2	2	48.50	49.00	Sortant
08/12/2019 03:30	4	4	59.75	79.00	Entrant
08/12/2019 03:30	1	1	73.00	73.00	Sortant
08/12/2019 03:00	6	6	49.50	63.00	Entrant
08/12/2019 03:00	6	6	60.67	81.00	Sortant
08/12/2019 02:30	6	6	53.50	60.00	Entrant
08/12/2019 02:30	7	7	55.00	87.00	Sortant
08/12/2019 02:00	20	20	55.40	91.00	Entrant
08/12/2019 02:00	9	9	56.00	71.00	Sortant
08/12/2019 01:30	6	6	53.83	58.00	Entrant
08/12/2019 01:30	11	11	58.82	77.00	Sortant
08/12/2019 01:00	26	26	52.04	66.00	Entrant
08/12/2019 01:00	16	16	58.25	82.00	Sortant
08/12/2019 00:30	15	15	51.93	76.00	Entrant
08/12/2019 00:30	20	20	51.55	66.00	Sortant
08/12/2019 00:00	17	17	49.47	66.00	Entrant
08/12/2019 00:00	23	23	55.00	75.00	Sortant
07/12/2019 23:30	23	23	49.48	67.00	Entrant
07/12/2019 23:30	27	27	53.59	77.00	Sortant
07/12/2019 23:00	12	12	52.67	74.00	Entrant
07/12/2019 23:00	25	25	55.32	70.00	Sortant
07/12/2019 22:30	17	17	52.18	78.00	Entrant
07/12/2019 22:30	17	17	53.82	79.00	Sortant
07/12/2019 22:00	14	14	48.93	72.00	Entrant
07/12/2019 22:00	10	10	49.40	54.00	Sortant
07/12/2019 21:30	28	28	51.96	104.00	Entrant
07/12/2019 21:30	20	20	57.95	106.00	Sortant
07/12/2019 21:00	16	16	53.69	70.00	Entrant
07/12/2019 21:00	35	35	61.63	110.00	Sortant
07/12/2019 20:30	40	40	49.05	70.00	Entrant
07/12/2019 20:30	30	30	62.73	124.00	Sortant
07/12/2019 20:00	48	48	48.08	64.00	Entrant
07/12/2019 20:00	48	48	51.50	74.00	Sortant
07/12/2019 19:30	58	58	48.91	66.00	Entrant
07/12/2019 19:30	65	65	49.66	69.00	Sortant
07/12/2019 19:00	69	69	51.55	81.00	Entrant
07/12/2019 19:00	85	85	51.36	80.00	Sortant
07/12/2019 18:30	77	77	52.71	88.00	Entrant
07/12/2019 18:30	74	74	52.28	82.00	Sortant
07/12/2019 18:00	86	86	50.37	81.00	Entrant
07/12/2019 18:00	104	104	49.61	74.00	Sortant
07/12/2019 17:30	75	75	48.33	80.00	Entrant
07/12/2019 17:30	85	85	47.86	80.00	Sortant
07/12/2019 17:00	114	114	47.35	63.00	Entrant
07/12/2019 17:00	86	86	49.63	84.00	Sortant
07/12/2019 16:30	122	122	46.48	76.00	Entrant

Historique des mesures

Date	Nombre de relevés	Nombre véhicules	Vitesse moyenne	Vitesse maximale	Sens
07/12/2019 16:30	90	90	51.82	76.00	Sortant
07/12/2019 16:00	108	108	48.06	86.00	Entrant
07/12/2019 16:00	106	106	50.70	93.00	Sortant
07/12/2019 15:30	87	87	48.32	64.00	Entrant
07/12/2019 15:30	84	84	53.05	87.00	Sortant
07/12/2019 15:00	102	102	49.17	80.00	Entrant
07/12/2019 15:00	73	73	53.34	81.00	Sortant
07/12/2019 14:30	107	107	49.18	70.00	Entrant
07/12/2019 14:30	101	101	51.52	72.00	Sortant
07/12/2019 14:00	89	89	50.82	75.00	Entrant
07/12/2019 14:00	90	90	53.48	93.00	Sortant
07/12/2019 13:30	88	88	49.06	75.00	Entrant
07/12/2019 13:30	79	79	53.80	78.00	Sortant
07/12/2019 13:00	79	79	51.44	84.00	Entrant
07/12/2019 13:00	84	84	53.76	84.00	Sortant
07/12/2019 12:30	91	91	51.12	80.00	Entrant
07/12/2019 12:30	108	108	51.15	98.00	Sortant
07/12/2019 12:00	72	72	49.89	77.00	Entrant
07/12/2019 12:00	143	143	51.70	78.00	Sortant
07/12/2019 11:30	90	90	50.08	82.00	Entrant
07/12/2019 11:30	132	132	51.71	80.00	Sortant
07/12/2019 11:00	111	111	47.70	69.00	Entrant
07/12/2019 11:00	117	117	50.57	78.00	Sortant
07/12/2019 10:30	117	117	48.78	71.00	Entrant
07/12/2019 10:30	131	131	51.01	91.00	Sortant
07/12/2019 10:00	143	143	49.31	68.00	Entrant
07/12/2019 10:00	110	110	49.53	69.00	Sortant
07/12/2019 09:30	93	93	50.26	83.00	Entrant
07/12/2019 09:30	132	132	50.16	77.00	Sortant
07/12/2019 09:00	96	96	49.01	70.00	Entrant
07/12/2019 09:00	92	92	54.54	113.00	Sortant
07/12/2019 08:30	82	82	51.67	78.00	Entrant
07/12/2019 08:30	89	89	53.91	78.00	Sortant
07/12/2019 08:00	79	79	50.25	76.00	Entrant
07/12/2019 08:00	44	44	52.07	75.00	Sortant
07/12/2019 07:30	51	51	51.24	73.00	Entrant
07/12/2019 07:30	47	47	56.00	75.00	Sortant
07/12/2019 07:00	27	27	54.11	80.00	Entrant
07/12/2019 07:00	32	32	59.72	85.00	Sortant
07/12/2019 06:30	23	23	53.09	81.00	Entrant
07/12/2019 06:30	22	22	66.55	101.00	Sortant
07/12/2019 06:00	16	16	53.50	78.00	Entrant
07/12/2019 06:00	16	16	52.31	69.00	Sortant
07/12/2019 05:30	10	10	55.30	80.00	Entrant
07/12/2019 05:30	12	12	62.75	117.00	Sortant
07/12/2019 05:00	6	6	50.50	62.00	Entrant
07/12/2019 05:00	8	8	58.38	79.00	Sortant
07/12/2019 04:30	7	7	69.29	88.00	Entrant
07/12/2019 04:30	8	8	56.62	93.00	Sortant
07/12/2019 04:00	4	4	61.50	81.00	Entrant

Historique des mesures

Date	Nombre de relevés	Nombre véhicules	Vitesse moyenne	Vitesse maximale	Sens
07/12/2019 04:00	3	3	70.33	91.00	Sortant
07/12/2019 03:30	2	2	45.00	47.00	Entrant
07/12/2019 03:30	2	2	48.50	52.00	Sortant
07/12/2019 03:00	3	3	54.67	77.00	Entrant
07/12/2019 03:00	2	2	65.00	66.00	Sortant
07/12/2019 02:30	5	5	52.20	61.00	Entrant
07/12/2019 02:30	1	1	41.00	41.00	Sortant
07/12/2019 02:00	12	12	54.92	97.00	Entrant
07/12/2019 02:00	7	7	62.00	74.00	Sortant
07/12/2019 01:30	16	16	54.88	70.00	Entrant
07/12/2019 01:30	3	3	65.00	73.00	Sortant
07/12/2019 01:00	16	16	53.00	76.00	Entrant
07/12/2019 01:00	8	8	55.62	77.00	Sortant
07/12/2019 00:30	8	8	55.38	70.00	Entrant
07/12/2019 00:30	7	7	57.57	79.00	Sortant
07/12/2019 00:00	11	11	46.27	80.00	Entrant
07/12/2019 00:00	10	10	57.70	72.00	Sortant
06/12/2019 23:30	13	13	52.92	72.00	Entrant
06/12/2019 23:30	5	5	68.60	84.00	Sortant
06/12/2019 23:00	8	8	51.38	63.00	Entrant
06/12/2019 23:00	16	16	53.06	77.00	Sortant
06/12/2019 22:30	20	20	53.75	87.00	Entrant
06/12/2019 22:30	18	18	56.61	78.00	Sortant
06/12/2019 22:00	17	17	48.65	66.00	Entrant
06/12/2019 22:00	28	28	56.25	75.00	Sortant
06/12/2019 21:30	24	24	50.54	75.00	Entrant
06/12/2019 21:30	29	29	53.66	67.00	Sortant
06/12/2019 21:00	27	27	49.19	74.00	Entrant
06/12/2019 21:00	31	31	55.19	65.00	Sortant
06/12/2019 20:30	40	40	53.60	128.00	Entrant
06/12/2019 20:30	33	33	52.58	76.00	Sortant
06/12/2019 20:00	77	77	51.58	90.00	Entrant
06/12/2019 20:00	63	63	54.03	84.00	Sortant
06/12/2019 19:30	87	87	49.18	69.00	Entrant
06/12/2019 19:30	104	104	54.83	109.00	Sortant
06/12/2019 19:00	114	114	49.50	70.00	Entrant
06/12/2019 19:00	104	104	53.81	86.00	Sortant
06/12/2019 18:30	133	133	48.29	81.00	Entrant
06/12/2019 18:30	103	103	51.46	77.00	Sortant
06/12/2019 18:00	183	183	47.59	92.00	Entrant
06/12/2019 18:00	127	127	52.13	103.00	Sortant
06/12/2019 17:30	197	197	48.80	82.00	Entrant
06/12/2019 17:30	149	149	49.96	75.00	Sortant
06/12/2019 17:00	182	182	48.85	69.00	Entrant
06/12/2019 17:00	132	132	49.91	110.00	Sortant
06/12/2019 16:30	174	174	48.49	71.00	Entrant
06/12/2019 16:30	164	164	50.29	96.00	Sortant
06/12/2019 16:00	180	180	48.86	76.00	Entrant
06/12/2019 16:00	126	126	50.05	79.00	Sortant
06/12/2019 15:30	126	126	48.21	66.00	Entrant

Historique des mesures

Date	Nombre de relevés	Nombre véhicules	Vitesse moyenne	Vitesse maximale	Sens
06/12/2019 15:30	94	94	50.18	102.00	Sortant
06/12/2019 15:00	124	124	46.70	73.00	Entrant
06/12/2019 15:00	110	110	50.11	79.00	Sortant
06/12/2019 14:30	118	118	48.31	76.00	Entrant
06/12/2019 14:30	82	82	51.13	77.00	Sortant
06/12/2019 14:00	109	109	48.91	72.00	Entrant
06/12/2019 14:00	105	105	50.50	76.00	Sortant
06/12/2019 13:30	104	104	50.45	74.00	Entrant
06/12/2019 13:30	97	97	51.90	86.00	Sortant
06/12/2019 13:00	76	76	52.11	86.00	Entrant
06/12/2019 13:00	100	100	54.65	86.00	Sortant
06/12/2019 12:30	75	75	54.13	94.00	Entrant
06/12/2019 12:30	96	96	54.10	98.00	Sortant
06/12/2019 12:00	155	155	51.33	76.00	Entrant
06/12/2019 12:00	119	119	51.93	106.00	Sortant
06/12/2019 11:30	118	118	50.51	74.00	Entrant
06/12/2019 11:30	103	103	52.32	106.00	Sortant
06/12/2019 11:00	76	76	51.57	103.00	Entrant
06/12/2019 11:00	118	118	50.84	75.00	Sortant
06/12/2019 10:30	95	95	50.12	77.00	Entrant
06/12/2019 10:30	80	80	53.15	130.00	Sortant
06/12/2019 10:00	79	79	50.32	79.00	Entrant
06/12/2019 10:00	85	85	48.95	65.00	Sortant
06/12/2019 09:30	105	105	48.96	91.00	Entrant
06/12/2019 09:30	83	83	49.06	88.00	Sortant
06/12/2019 09:00	99	99	49.41	91.00	Entrant
06/12/2019 09:00	122	122	53.24	85.00	Sortant
06/12/2019 08:30	128	128	50.13	76.00	Entrant
06/12/2019 08:30	134	134	54.37	81.00	Sortant
06/12/2019 08:00	130	130	49.42	74.00	Entrant
06/12/2019 08:00	168	168	51.95	117.00	Sortant
06/12/2019 07:30	95	95	49.06	94.00	Entrant
06/12/2019 07:30	207	207	52.74	115.00	Sortant
06/12/2019 07:00	57	57	51.49	74.00	Entrant
06/12/2019 07:00	209	209	51.62	82.00	Sortant
06/12/2019 06:30	46	46	52.11	82.00	Entrant
06/12/2019 06:30	129	129	54.93	110.00	Sortant
06/12/2019 06:00	36	36	51.36	83.00	Entrant
06/12/2019 06:00	42	42	57.98	92.00	Sortant
06/12/2019 05:30	20	20	55.90	98.00	Entrant
06/12/2019 05:30	20	20	58.70	75.00	Sortant
06/12/2019 05:00	9	9	54.33	71.00	Entrant
06/12/2019 05:00	19	19	52.26	79.00	Sortant
06/12/2019 04:30	11	11	65.36	88.00	Entrant
06/12/2019 04:30	13	13	63.23	119.00	Sortant
06/12/2019 04:00	6	6	66.17	82.00	Entrant
06/12/2019 04:00	6	6	62.17	72.00	Sortant
06/12/2019 03:30	4	4	62.75	72.00	Entrant
06/12/2019 03:30	2	2	51.50	52.00	Sortant
06/12/2019 03:00	1	1	83.00	83.00	Entrant

Historique des mesures

Date	Nombre de relevés	Nombre véhicules	Vitesse moyenne	Vitesse maximale	Sens
06/12/2019 03:00	3	3	63.67	67.00	Sortant
06/12/2019 02:30	3	3	43.00	46.00	Entrant
06/12/2019 02:00	5	5	51.20	56.00	Entrant
06/12/2019 01:30	2	2	38.00	38.00	Entrant
06/12/2019 01:00	2	2	50.00	50.00	Sortant
06/12/2019 01:00	1	1	46.00	46.00	Entrant
06/12/2019 00:30	8	8	70.00	109.00	Entrant
06/12/2019 00:00	1	1	59.00	59.00	Sortant
06/12/2019 00:00	7	7	53.86	66.00	Entrant
05/12/2019 23:30	14	14	64.29	121.00	Entrant
05/12/2019 23:30	8	8	60.00	80.00	Sortant
05/12/2019 23:00	6	6	56.50	71.00	Entrant
05/12/2019 23:00	6	6	46.33	58.00	Sortant
05/12/2019 22:30	12	12	52.25	67.00	Entrant
05/12/2019 22:30	7	7	61.00	75.00	Sortant
05/12/2019 22:00	22	22	54.27	79.00	Entrant
05/12/2019 22:00	13	13	65.38	78.00	Sortant
05/12/2019 21:30	19	19	55.11	74.00	Entrant
05/12/2019 21:30	23	23	59.00	91.00	Sortant
05/12/2019 21:00	32	32	53.06	72.00	Entrant
05/12/2019 21:00	43	43	58.35	138.00	Sortant
05/12/2019 20:30	41	41	53.46	111.00	Entrant
05/12/2019 20:30	35	35	57.54	71.00	Sortant
05/12/2019 20:00	51	51	53.06	91.00	Entrant
05/12/2019 20:00	47	47	54.60	81.00	Sortant
05/12/2019 19:30	56	56	52.27	78.00	Entrant
05/12/2019 19:30	57	57	54.30	82.00	Sortant
05/12/2019 19:00	76	76	48.87	71.00	Entrant
05/12/2019 19:00	85	85	55.55	94.00	Sortant
05/12/2019 18:30	123	123	47.58	65.00	Entrant
05/12/2019 18:30	91	91	52.75	79.00	Sortant
05/12/2019 18:00	186	186	46.14	70.00	Entrant
05/12/2019 18:00	135	135	49.10	70.00	Sortant
05/12/2019 17:30	188	188	47.80	72.00	Entrant
05/12/2019 17:30	108	108	49.97	80.00	Sortant
05/12/2019 17:00	208	208	48.63	84.00	Entrant
05/12/2019 17:00	142	142	50.88	73.00	Sortant
05/12/2019 16:30	172	172	48.06	76.00	Entrant
05/12/2019 16:30	141	141	51.66	69.00	Sortant
05/12/2019 16:00	158	158	52.23	82.00	Entrant
05/12/2019 16:00	119	119	52.58	74.00	Sortant
05/12/2019 15:30	117	117	49.43	73.00	Entrant
05/12/2019 15:30	119	119	49.18	108.00	Sortant
05/12/2019 15:00	109	109	50.64	77.00	Entrant
05/12/2019 15:00	88	88	50.58	93.00	Sortant
05/12/2019 14:30	86	86	50.45	72.00	Entrant
05/12/2019 14:30	78	78	50.35	69.00	Sortant
05/12/2019 14:00	107	107	52.26	79.00	Entrant
05/12/2019 14:00	80	80	49.38	64.00	Sortant
05/12/2019 13:30	87	87	50.28	74.00	Entrant

Historique des mesures

Date	Nombre de relevés	Nombre véhicules	Vitesse moyenne	Vitesse maximale	Sens
05/12/2019 13:30	100	100	52.21	87.00	Sortant
05/12/2019 13:00	70	70	51.49	81.00	Entrant
05/12/2019 13:00	68	68	55.32	115.00	Sortant
05/12/2019 12:30	66	66	54.21	86.00	Entrant
05/12/2019 12:30	71	71	56.17	123.00	Sortant
05/12/2019 12:00	91	91	52.14	80.00	Entrant
05/12/2019 12:00	120	120	53.72	115.00	Sortant
05/12/2019 11:30	84	84	51.38	68.00	Entrant
05/12/2019 11:30	116	116	56.35	119.00	Sortant
05/12/2019 11:00	86	86	50.79	73.00	Entrant
05/12/2019 11:00	77	77	52.06	81.00	Sortant
05/12/2019 10:30	76	76	50.25	72.00	Entrant
05/12/2019 10:30	90	90	50.24	75.00	Sortant
05/12/2019 10:00	103	103	48.55	74.00	Entrant
05/12/2019 10:00	83	83	52.84	78.00	Sortant
05/12/2019 09:30	70	70	51.66	72.00	Entrant
05/12/2019 09:30	83	83	50.19	76.00	Sortant
05/12/2019 09:00	82	82	50.50	73.00	Entrant
05/12/2019 09:00	81	81	53.56	82.00	Sortant
05/12/2019 08:30	98	98	49.14	68.00	Entrant
05/12/2019 08:30	124	124	53.35	101.00	Sortant
05/12/2019 08:00	107	107	49.84	71.00	Entrant
05/12/2019 08:00	179	179	51.71	87.00	Sortant
05/12/2019 07:30	92	92	49.70	78.00	Entrant
05/12/2019 07:30	229	229	52.76	97.00	Sortant
05/12/2019 07:00	53	53	50.23	75.00	Entrant
05/12/2019 07:00	207	207	53.84	86.00	Sortant
05/12/2019 06:30	48	48	50.29	68.00	Entrant
05/12/2019 06:30	143	143	55.29	117.00	Sortant
05/12/2019 06:00	30	30	51.87	81.00	Entrant
05/12/2019 06:00	38	38	57.50	79.00	Sortant
05/12/2019 05:30	26	26	55.69	76.00	Entrant
05/12/2019 05:30	27	27	62.70	122.00	Sortant
05/12/2019 05:00	8	8	52.38	64.00	Entrant
05/12/2019 05:00	26	26	52.12	72.00	Sortant
05/12/2019 04:30	11	11	64.36	76.00	Entrant
05/12/2019 04:30	9	9	61.44	71.00	Sortant
05/12/2019 04:00	6	6	56.67	73.00	Entrant
05/12/2019 04:00	5	5	67.20	78.00	Sortant
05/12/2019 03:30	4	4	45.25	64.00	Entrant
05/12/2019 03:30	2	2	60.00	61.00	Sortant
05/12/2019 03:00	6	6	80.00	98.00	Sortant
05/12/2019 02:00	5	5	48.20	55.00	Entrant
05/12/2019 02:00	1	1	44.00	44.00	Sortant
05/12/2019 01:30	1	1	37.00	37.00	Sortant
05/12/2019 01:00	2	2	59.00	61.00	Entrant
05/12/2019 01:00	1	1	60.00	60.00	Sortant
05/12/2019 00:30	2	2	49.00	52.00	Entrant
05/12/2019 00:30	1	1	61.00	61.00	Sortant
05/12/2019 00:00	9	9	59.67	67.00	Entrant

Historique des mesures

Date	Nombre de relevés	Nombre véhicules	Vitesse moyenne	Vitesse maximale	Sens
05/12/2019 00:00	4	4	65.25	88.00	Sortant
04/12/2019 23:30	3	3	56.00	65.00	Entrant
04/12/2019 23:30	10	10	64.60	92.00	Sortant
04/12/2019 23:00	10	10	56.80	86.00	Entrant
04/12/2019 23:00	8	8	54.62	63.00	Sortant
04/12/2019 22:30	17	17	58.76	88.00	Entrant
04/12/2019 22:30	13	13	58.62	75.00	Sortant
04/12/2019 22:00	15	15	53.33	81.00	Entrant
04/12/2019 22:00	10	10	55.20	69.00	Sortant
04/12/2019 21:30	13	13	55.54	78.00	Entrant
04/12/2019 21:30	33	33	57.52	76.00	Sortant
04/12/2019 21:00	19	19	52.58	71.00	Entrant
04/12/2019 21:00	32	32	56.44	73.00	Sortant
04/12/2019 20:30	46	46	52.35	76.00	Entrant
04/12/2019 20:30	21	21	53.76	69.00	Sortant
04/12/2019 20:00	54	54	51.31	69.00	Entrant
04/12/2019 20:00	47	47	52.02	82.00	Sortant
04/12/2019 19:30	77	77	52.25	84.00	Entrant
04/12/2019 19:30	56	56	55.55	82.00	Sortant
04/12/2019 19:00	91	91	51.96	86.00	Entrant
04/12/2019 19:00	81	81	54.20	89.00	Sortant
04/12/2019 18:30	133	133	48.98	72.00	Entrant
04/12/2019 18:30	117	117	52.25	94.00	Sortant
04/12/2019 18:00	177	177	47.24	66.00	Entrant
04/12/2019 18:00	132	132	51.36	84.00	Sortant
04/12/2019 17:30	216	216	47.77	64.00	Entrant
04/12/2019 17:30	126	126	49.68	69.00	Sortant
04/12/2019 17:00	181	181	49.29	69.00	Entrant
04/12/2019 17:00	132	132	51.20	79.00	Sortant
04/12/2019 16:30	177	177	49.76	70.00	Entrant
04/12/2019 16:30	124	124	50.70	88.00	Sortant
04/12/2019 16:00	162	162	47.85	79.00	Entrant
04/12/2019 16:00	101	101	50.17	76.00	Sortant
04/12/2019 15:30	103	103	50.08	83.00	Entrant
04/12/2019 15:30	76	76	48.70	83.00	Sortant
04/12/2019 15:00	92	92	48.88	76.00	Entrant
04/12/2019 15:00	93	93	51.55	91.00	Sortant
04/12/2019 14:30	81	81	48.14	66.00	Entrant
04/12/2019 14:30	101	101	52.27	77.00	Sortant
04/12/2019 14:00	94	94	50.22	78.00	Entrant
04/12/2019 14:00	71	71	50.31	78.00	Sortant
04/12/2019 13:30	90	90	49.31	76.00	Entrant
04/12/2019 13:30	96	96	53.92	87.00	Sortant
04/12/2019 13:00	85	85	50.89	73.00	Entrant
04/12/2019 13:00	66	66	54.56	139.00	Sortant
04/12/2019 12:30	83	83	55.57	73.00	Entrant
04/12/2019 12:30	86	86	53.27	122.00	Sortant
04/12/2019 12:00	103	103	52.39	79.00	Entrant
04/12/2019 12:00	106	106	54.13	80.00	Sortant
04/12/2019 11:30	83	83	52.30	71.00	Entrant

Historique des mesures

Date	Nombre de relevés	Nombre véhicules	Vitesse moyenne	Vitesse maximale	Sens
04/12/2019 11:30	87	87	52.21	71.00	Sortant
04/12/2019 11:00	72	72	49.47	80.00	Entrant
04/12/2019 11:00	94	94	51.37	78.00	Sortant
04/12/2019 10:30	65	65	49.31	83.00	Entrant
04/12/2019 10:30	83	83	52.17	84.00	Sortant
04/12/2019 10:00	89	89	49.83	78.00	Entrant
04/12/2019 10:00	96	96	48.36	80.00	Sortant
04/12/2019 09:30	79	79	49.24	65.00	Entrant
04/12/2019 09:30	73	73	52.32	84.00	Sortant
04/12/2019 09:00	92	92	49.03	75.00	Entrant
04/12/2019 09:00	96	96	53.31	90.00	Sortant
04/12/2019 08:30	98	98	49.45	72.00	Entrant
04/12/2019 08:30	108	108	54.97	115.00	Sortant
04/12/2019 08:00	106	106	50.78	73.00	Entrant
04/12/2019 08:00	144	144	50.76	76.00	Sortant
04/12/2019 07:30	99	99	49.14	76.00	Entrant
04/12/2019 07:30	201	201	51.22	85.00	Sortant
04/12/2019 07:00	51	51	50.76	78.00	Entrant
04/12/2019 07:00	202	202	52.02	100.00	Sortant
04/12/2019 06:30	53	53	52.34	73.00	Entrant
04/12/2019 06:30	142	142	52.73	81.00	Sortant
04/12/2019 06:00	26	26	51.23	75.00	Entrant
04/12/2019 06:00	39	39	54.41	81.00	Sortant
04/12/2019 05:30	16	16	65.44	90.00	Entrant
04/12/2019 05:30	26	26	63.19	108.00	Sortant
04/12/2019 05:00	8	8	60.38	84.00	Entrant
04/12/2019 05:00	18	18	63.72	85.00	Sortant
04/12/2019 04:30	17	17	64.06	86.00	Entrant
04/12/2019 04:30	4	4	57.25	72.00	Sortant
04/12/2019 04:00	2	2	64.50	85.00	Entrant
04/12/2019 04:00	10	10	68.90	77.00	Sortant
04/12/2019 03:30	5	5	54.40	65.00	Entrant
04/12/2019 03:30	14	14	75.14	155.00	Sortant
04/12/2019 03:00	2	2	55.00	56.00	Sortant
04/12/2019 02:30	3	3	56.00	58.00	Entrant
04/12/2019 02:00	3	3	52.33	56.00	Entrant
04/12/2019 01:30	2	2	75.50	76.00	Sortant
04/12/2019 01:00	3	3	60.67	65.00	Entrant
04/12/2019 01:00	4	4	52.50	62.00	Sortant
04/12/2019 00:30	1	1	62.00	62.00	Entrant
04/12/2019 00:30	2	2	73.50	75.00	Sortant
04/12/2019 00:00	3	3	62.67	93.00	Entrant
04/12/2019 00:00	5	5	81.60	107.00	Sortant
03/12/2019 23:30	6	6	48.83	62.00	Entrant
03/12/2019 23:30	4	4	52.50	73.00	Sortant
03/12/2019 23:00	13	13	57.85	72.00	Entrant
03/12/2019 23:00	4	4	56.75	64.00	Sortant
03/12/2019 22:30	9	9	52.00	75.00	Entrant
03/12/2019 22:30	14	14	61.14	78.00	Sortant
03/12/2019 22:00	14	14	51.57	80.00	Entrant

Historique des mesures

Date	Nombre de relevés	Nombre véhicules	Vitesse moyenne	Vitesse maximale	Sens
03/12/2019 22:00	15	15	57.27	72.00	Sortant
03/12/2019 21:30	13	13	56.08	74.00	Entrant
03/12/2019 21:30	21	21	55.95	76.00	Sortant
03/12/2019 21:00	24	24	51.75	77.00	Entrant
03/12/2019 21:00	36	36	59.28	119.00	Sortant
03/12/2019 20:30	34	34	52.71	82.00	Entrant
03/12/2019 20:30	29	29	58.76	98.00	Sortant
03/12/2019 20:00	55	55	56.35	101.00	Entrant
03/12/2019 20:00	50	50	58.78	101.00	Sortant
03/12/2019 19:30	75	75	50.79	73.00	Entrant
03/12/2019 19:30	70	70	55.87	82.00	Sortant
03/12/2019 19:00	79	79	51.15	94.00	Entrant
03/12/2019 19:00	92	92	51.91	108.00	Sortant
03/12/2019 18:30	136	136	46.67	64.00	Entrant
03/12/2019 18:30	118	118	49.25	70.00	Sortant
03/12/2019 18:00	183	183	49.30	76.00	Entrant
03/12/2019 18:00	106	106	53.42	80.00	Sortant
03/12/2019 17:30	242	242	47.35	66.00	Entrant
03/12/2019 17:30	114	114	52.19	73.00	Sortant
03/12/2019 17:00	233	233	47.66	67.00	Entrant
03/12/2019 17:00	162	162	50.20	77.00	Sortant
03/12/2019 16:30	193	193	48.33	66.00	Entrant
03/12/2019 16:30	133	133	47.09	92.00	Sortant
03/12/2019 16:00	165	165	49.13	71.00	Entrant
03/12/2019 16:00	115	115	52.19	78.00	Sortant
03/12/2019 15:30	117	117	48.74	75.00	Entrant
03/12/2019 15:30	85	85	46.35	69.00	Sortant
03/12/2019 15:00	71	71	46.72	74.00	Entrant
03/12/2019 15:00	79	79	53.56	121.00	Sortant
03/12/2019 14:30	85	85	52.02	82.00	Entrant
03/12/2019 14:30	75	75	50.96	87.00	Sortant
03/12/2019 14:00	75	75	47.52	65.00	Entrant
03/12/2019 14:00	67	67	53.48	90.00	Sortant
03/12/2019 13:30	85	85	48.52	64.00	Entrant
03/12/2019 13:30	96	96	54.17	86.00	Sortant
03/12/2019 13:00	70	70	51.69	81.00	Entrant
03/12/2019 13:00	102	102	53.23	86.00	Sortant
03/12/2019 12:30	69	69	53.01	79.00	Entrant
03/12/2019 12:30	85	85	57.79	129.00	Sortant
03/12/2019 12:00	79	79	54.35	79.00	Entrant
03/12/2019 12:00	98	98	52.97	75.00	Sortant
03/12/2019 11:30	87	87	50.20	71.00	Entrant
03/12/2019 11:30	85	85	50.13	118.00	Sortant
03/12/2019 11:00	78	78	50.69	74.00	Entrant
03/12/2019 11:00	93	93	53.22	84.00	Sortant
03/12/2019 10:30	78	78	49.22	74.00	Entrant
03/12/2019 10:30	94	94	51.02	104.00	Sortant
03/12/2019 10:00	76	76	49.97	107.00	Entrant
03/12/2019 10:00	90	90	51.90	76.00	Sortant
03/12/2019 09:30	92	92	48.35	72.00	Entrant

Historique des mesures

Date	Nombre de relevés	Nombre véhicules	Vitesse moyenne	Vitesse maximale	Sens
03/12/2019 09:30	99	99	51.90	110.00	Sortant
03/12/2019 09:00	88	88	48.32	77.00	Entrant
03/12/2019 09:00	93	93	51.88	85.00	Sortant
03/12/2019 08:30	102	102	49.07	91.00	Entrant
03/12/2019 08:30	147	147	53.37	85.00	Sortant
03/12/2019 08:00	138	138	47.70	77.00	Entrant
03/12/2019 08:00	190	190	49.62	92.00	Sortant
03/12/2019 07:30	103	103	50.20	71.00	Entrant
03/12/2019 07:30	214	214	50.53	76.00	Sortant
03/12/2019 07:00	78	78	48.62	77.00	Entrant
03/12/2019 07:00	185	185	52.67	100.00	Sortant
03/12/2019 06:30	52	52	53.73	82.00	Entrant
03/12/2019 06:30	136	136	54.58	94.00	Sortant
03/12/2019 06:00	35	35	53.63	89.00	Entrant
03/12/2019 06:00	61	61	57.25	98.00	Sortant
03/12/2019 05:30	18	18	54.94	105.00	Entrant
03/12/2019 05:30	30	30	56.63	107.00	Sortant
03/12/2019 05:00	8	8	57.25	68.00	Entrant
03/12/2019 05:00	14	14	64.29	95.00	Sortant
03/12/2019 04:30	13	13	69.54	120.00	Entrant
03/12/2019 04:30	3	3	64.00	71.00	Sortant
03/12/2019 04:00	7	7	59.14	76.00	Entrant
03/12/2019 04:00	10	10	55.90	71.00	Sortant
03/12/2019 03:30	4	4	59.50	69.00	Entrant
03/12/2019 03:30	1	1	47.00	47.00	Sortant
03/12/2019 03:00	1	1	35.00	35.00	Entrant
03/12/2019 03:00	5	5	73.00	95.00	Sortant
03/12/2019 02:30	2	2	43.50	44.00	Entrant
03/12/2019 02:00	6	6	70.33	148.00	Sortant
03/12/2019 02:00	4	4	42.25	49.00	Entrant
03/12/2019 01:30	2	2	58.50	67.00	Entrant
03/12/2019 01:30	1	1	58.00	58.00	Sortant
03/12/2019 01:00	6	6	48.67	59.00	Entrant
03/12/2019 00:30	2	2	54.00	59.00	Sortant
03/12/2019 00:30	3	3	51.67	63.00	Entrant
03/12/2019 00:00	4	4	51.75	56.00	Entrant
02/12/2019 23:30	9	9	65.11	81.00	Sortant
02/12/2019 23:30	7	7	54.29	75.00	Entrant
02/12/2019 23:00	4	4	52.75	66.00	Entrant
02/12/2019 23:00	3	3	49.33	56.00	Sortant
02/12/2019 22:30	6	6	51.17	60.00	Entrant
02/12/2019 22:30	10	10	59.50	88.00	Sortant
02/12/2019 22:00	11	11	46.64	64.00	Entrant
02/12/2019 22:00	5	5	58.20	80.00	Sortant
02/12/2019 21:30	7	7	53.86	64.00	Entrant
02/12/2019 21:30	31	31	54.39	89.00	Sortant
02/12/2019 21:00	21	21	48.00	60.00	Entrant
02/12/2019 21:00	26	26	55.15	73.00	Sortant
02/12/2019 20:30	24	24	55.88	70.00	Entrant
02/12/2019 20:30	15	15	59.73	77.00	Sortant

Historique des mesures

Date	Nombre de relevés	Nombre véhicules	Vitesse moyenne	Vitesse maximale	Sens
02/12/2019 20:00	44	44	52.95	81.00	Entrant
02/12/2019 20:00	29	29	55.28	75.00	Sortant
02/12/2019 19:30	62	62	50.03	74.00	Entrant
02/12/2019 19:30	48	48	53.77	76.00	Sortant
02/12/2019 19:00	87	87	47.97	74.00	Entrant
02/12/2019 19:00	80	80	53.48	97.00	Sortant
02/12/2019 18:30	115	115	47.21	66.00	Entrant
02/12/2019 18:30	83	83	49.80	69.00	Sortant
02/12/2019 18:00	150	150	47.36	72.00	Entrant
02/12/2019 18:00	95	95	51.48	88.00	Sortant
02/12/2019 17:30	229	229	46.45	76.00	Entrant
02/12/2019 17:30	116	116	47.93	76.00	Sortant
02/12/2019 17:00	177	177	47.26	69.00	Entrant
02/12/2019 17:00	134	134	49.04	90.00	Sortant
02/12/2019 16:30	158	158	47.66	72.00	Entrant
02/12/2019 16:30	125	125	50.22	84.00	Sortant
02/12/2019 16:00	155	155	49.15	76.00	Entrant
02/12/2019 16:00	126	126	48.85	114.00	Sortant
02/12/2019 15:30	85	85	46.62	76.00	Entrant
02/12/2019 15:30	77	77	48.18	73.00	Sortant
02/12/2019 15:00	77	77	47.64	75.00	Entrant
02/12/2019 15:00	83	83	52.52	86.00	Sortant
02/12/2019 14:30	87	87	45.87	64.00	Entrant
02/12/2019 14:30	68	68	51.93	86.00	Sortant
02/12/2019 14:00	75	75	52.19	86.00	Entrant
02/12/2019 14:00	77	77	52.00	74.00	Sortant
02/12/2019 13:30	89	89	48.87	90.00	Entrant
02/12/2019 13:30	96	96	52.91	73.00	Sortant
02/12/2019 13:00	82	82	49.55	68.00	Entrant
02/12/2019 13:00	86	86	51.47	82.00	Sortant
02/12/2019 12:30	56	56	49.21	76.00	Entrant
02/12/2019 12:30	65	65	56.91	114.00	Sortant
02/12/2019 12:00	78	78	50.50	76.00	Entrant
02/12/2019 12:00	108	108	52.68	82.00	Sortant
02/12/2019 11:30	69	69	48.19	70.00	Entrant
02/12/2019 11:30	84	84	51.71	81.00	Sortant
02/12/2019 11:00	73	73	49.92	75.00	Entrant
02/12/2019 11:00	87	87	51.84	73.00	Sortant
02/12/2019 10:30	80	80	48.04	65.00	Entrant
02/12/2019 10:30	73	73	54.33	97.00	Sortant
02/12/2019 10:00	70	70	47.67	64.00	Entrant
02/12/2019 10:00	81	81	53.23	104.00	Sortant
02/12/2019 09:30	73	73	47.81	67.00	Entrant
02/12/2019 09:30	79	79	51.91	97.00	Sortant
02/12/2019 09:00	74	74	49.43	82.00	Entrant
02/12/2019 09:00	95	95	50.85	74.00	Sortant
02/12/2019 08:30	108	108	47.99	73.00	Entrant
02/12/2019 08:30	157	157	52.43	104.00	Sortant
02/12/2019 08:00	113	113	49.64	67.00	Entrant
02/12/2019 08:00	173	173	50.08	87.00	Sortant

Historique des mesures

Date	Nombre de relevés	Nombre véhicules	Vitesse moyenne	Vitesse maximale	Sens
02/12/2019 07:30	96	96	49.26	71.00	Entrant
02/12/2019 07:30	216	216	50.53	88.00	Sortant
02/12/2019 07:00	64	64	51.00	79.00	Entrant
02/12/2019 07:00	211	211	51.99	74.00	Sortant
02/12/2019 06:30	46	46	52.39	68.00	Entrant
02/12/2019 06:30	134	134	54.25	118.00	Sortant
02/12/2019 06:00	33	33	53.33	75.00	Entrant
02/12/2019 06:00	51	51	58.08	111.00	Sortant
02/12/2019 05:30	14	14	55.79	87.00	Entrant
02/12/2019 05:30	19	19	60.00	85.00	Sortant
02/12/2019 05:00	8	8	52.12	65.00	Entrant
02/12/2019 05:00	20	20	60.20	83.00	Sortant
02/12/2019 04:30	14	14	64.93	78.00	Entrant
02/12/2019 04:30	9	9	54.67	78.00	Sortant
02/12/2019 04:00	4	4	65.50	70.00	Entrant
02/12/2019 04:00	11	11	56.91	71.00	Sortant
02/12/2019 03:30	4	4	54.00	63.00	Entrant
02/12/2019 03:30	1	1	44.00	44.00	Sortant
02/12/2019 03:00	5	5	83.00	137.00	Sortant
02/12/2019 02:30	4	4	45.75	74.00	Sortant
02/12/2019 02:00	2	2	43.50	44.00	Entrant
02/12/2019 01:30	1	1	48.00	48.00	Sortant
02/12/2019 01:30	3	3	45.67	59.00	Entrant
02/12/2019 01:00	3	3	46.33	55.00	Entrant
02/12/2019 00:30	1	1	48.00	48.00	Sortant
02/12/2019 00:30	2	2	49.50	56.00	Entrant
02/12/2019 00:00	5	5	48.80	69.00	Entrant
02/12/2019 00:00	5	5	63.40	90.00	Sortant
01/12/2019 23:30	4	4	49.50	55.00	Entrant
01/12/2019 23:30	3	3	59.67	85.00	Sortant
01/12/2019 23:00	5	5	53.00	60.00	Entrant
01/12/2019 23:00	6	6	58.17	71.00	Sortant
01/12/2019 22:30	7	7	50.71	71.00	Entrant
01/12/2019 22:30	9	9	61.11	73.00	Sortant
01/12/2019 22:00	8	8	51.12	83.00	Entrant
01/12/2019 22:00	7	7	52.29	64.00	Sortant
01/12/2019 21:30	11	11	53.64	85.00	Entrant
01/12/2019 21:30	18	18	56.17	86.00	Sortant
01/12/2019 21:00	29	29	57.00	118.00	Entrant
01/12/2019 21:00	35	35	56.54	85.00	Sortant
01/12/2019 20:30	33	33	52.55	77.00	Entrant
01/12/2019 20:30	36	36	57.33	86.00	Sortant
01/12/2019 20:00	39	39	51.21	84.00	Entrant
01/12/2019 20:00	23	23	55.70	69.00	Sortant
01/12/2019 19:30	53	53	49.08	67.00	Entrant
01/12/2019 19:30	53	53	57.17	123.00	Sortant
01/12/2019 19:00	78	78	48.83	84.00	Entrant
01/12/2019 19:00	54	54	54.59	95.00	Sortant
01/12/2019 18:30	79	79	49.57	76.00	Entrant
01/12/2019 18:30	88	88	51.52	83.00	Sortant

Historique des mesures

Date	Nombre de relevés	Nombre véhicules	Vitesse moyenne	Vitesse maximale	Sens
01/12/2019 18:00	100	100	46.99	67.00	Entrant
01/12/2019 18:00	72	72	47.96	63.00	Sortant
01/12/2019 17:30	93	93	48.73	78.00	Entrant
01/12/2019 17:30	107	107	47.75	70.00	Sortant
01/12/2019 17:00	90	90	49.79	73.00	Entrant
01/12/2019 17:00	100	100	49.82	80.00	Sortant
01/12/2019 16:30	92	92	48.95	68.00	Entrant
01/12/2019 16:30	75	75	47.65	76.00	Sortant
01/12/2019 16:00	112	112	48.70	68.00	Entrant
01/12/2019 16:00	77	77	49.70	73.00	Sortant
01/12/2019 15:30	94	94	47.86	70.00	Entrant
01/12/2019 15:30	87	87	49.00	80.00	Sortant
01/12/2019 15:00	77	77	50.51	79.00	Entrant
01/12/2019 15:00	69	69	52.19	74.00	Sortant
01/12/2019 14:30	93	93	48.95	70.00	Entrant
01/12/2019 14:30	71	71	54.03	84.00	Sortant
01/12/2019 14:00	65	65	47.85	73.00	Entrant
01/12/2019 14:00	71	71	54.04	84.00	Sortant
01/12/2019 13:30	45	45	54.89	95.00	Entrant
01/12/2019 13:30	67	67	54.00	80.00	Sortant
01/12/2019 13:00	51	51	53.82	78.00	Entrant
01/12/2019 13:00	72	72	55.25	87.00	Sortant
01/12/2019 12:30	46	46	51.33	75.00	Entrant
01/12/2019 12:30	59	59	53.59	74.00	Sortant
01/12/2019 12:00	64	64	53.73	83.00	Entrant
01/12/2019 12:00	122	122	52.30	89.00	Sortant
01/12/2019 11:30	101	101	49.65	75.00	Entrant
01/12/2019 11:30	113	113	50.86	72.00	Sortant
01/12/2019 11:00	106	106	50.71	78.00	Entrant
01/12/2019 11:00	97	97	50.93	122.00	Sortant
01/12/2019 10:30	93	93	46.56	71.00	Entrant
01/12/2019 10:30	93	93	49.08	76.00	Sortant
01/12/2019 10:00	88	88	47.47	88.00	Entrant
01/12/2019 10:00	79	79	51.00	87.00	Sortant
01/12/2019 09:30	76	76	47.92	83.00	Entrant
01/12/2019 09:30	71	71	50.99	75.00	Sortant
01/12/2019 09:00	61	61	50.57	71.00	Entrant
01/12/2019 09:00	40	40	51.98	70.00	Sortant
01/12/2019 08:30	32	32	50.22	87.00	Entrant
01/12/2019 08:30	23	23	52.87	67.00	Sortant
01/12/2019 08:00	26	26	48.77	69.00	Entrant
01/12/2019 08:00	19	19	53.47	69.00	Sortant
01/12/2019 07:30	22	22	47.36	62.00	Entrant
01/12/2019 07:30	35	35	54.57	82.00	Sortant
01/12/2019 07:00	15	15	47.67	64.00	Entrant
01/12/2019 07:00	15	15	59.33	79.00	Sortant
01/12/2019 06:30	15	15	50.73	68.00	Entrant
01/12/2019 06:30	10	10	60.00	75.00	Sortant
01/12/2019 06:00	6	6	55.33	67.00	Entrant
01/12/2019 06:00	4	4	44.00	51.00	Sortant

Historique des mesures

Date	Nombre de relevés	Nombre véhicules	Vitesse moyenne	Vitesse maximale	Sens
01/12/2019 05:30	7	7	51.00	66.00	Entrant
01/12/2019 05:30	11	11	59.09	83.00	Sortant
01/12/2019 05:00	2	2	47.00	56.00	Entrant
01/12/2019 05:00	6	6	60.17	65.00	Sortant
01/12/2019 04:30	4	4	58.50	83.00	Entrant
01/12/2019 04:00	2	2	60.50	63.00	Sortant
01/12/2019 04:00	4	4	73.75	107.00	Entrant
01/12/2019 03:30	2	2	51.00	55.00	Entrant
01/12/2019 03:30	3	3	74.00	113.00	Sortant
01/12/2019 03:00	10	10	57.50	82.00	Entrant
01/12/2019 03:00	2	2	58.50	61.00	Sortant
01/12/2019 02:30	10	10	48.90	70.00	Entrant
01/12/2019 02:30	4	4	60.00	68.00	Sortant
01/12/2019 02:00	11	11	53.36	85.00	Entrant
01/12/2019 02:00	4	4	52.50	58.00	Sortant
01/12/2019 01:30	16	16	52.19	75.00	Entrant
01/12/2019 01:30	4	4	49.00	57.00	Sortant
01/12/2019 01:00	18	18	46.50	56.00	Entrant
01/12/2019 01:00	17	17	53.35	66.00	Sortant
01/12/2019 00:30	25	25	51.56	68.00	Entrant
01/12/2019 00:30	13	13	52.15	74.00	Sortant
01/12/2019 00:00	22	22	52.14	68.00	Entrant
01/12/2019 00:00	25	25	50.80	74.00	Sortant
30/11/2019 23:30	21	21	48.14	60.00	Entrant
30/11/2019 23:30	17	17	48.12	66.00	Sortant
30/11/2019 23:00	15	15	49.60	65.00	Entrant
30/11/2019 23:00	17	17	56.12	70.00	Sortant
30/11/2019 22:30	23	23	52.35	64.00	Entrant
30/11/2019 22:30	25	25	51.64	64.00	Sortant
30/11/2019 22:00	24	24	48.54	60.00	Entrant
30/11/2019 22:00	22	22	55.18	80.00	Sortant
30/11/2019 21:30	21	21	50.52	77.00	Entrant
30/11/2019 21:30	27	27	54.37	76.00	Sortant
30/11/2019 21:00	22	22	51.82	70.00	Entrant
30/11/2019 21:00	20	20	62.80	99.00	Sortant
30/11/2019 20:30	43	43	53.56	100.00	Entrant
30/11/2019 20:30	23	23	54.83	85.00	Sortant
30/11/2019 20:00	52	52	49.60	73.00	Entrant
30/11/2019 20:00	36	36	54.75	88.00	Sortant
30/11/2019 19:30	63	63	46.92	64.00	Entrant
30/11/2019 19:30	71	71	53.56	90.00	Sortant
30/11/2019 19:00	91	91	48.41	81.00	Entrant
30/11/2019 19:00	103	103	50.82	82.00	Sortant
30/11/2019 18:30	76	76	49.86	80.00	Entrant
30/11/2019 18:30	81	81	52.90	78.00	Sortant
30/11/2019 18:00	103	103	48.71	76.00	Entrant
30/11/2019 18:00	74	74	51.03	78.00	Sortant
30/11/2019 17:30	109	109	48.54	80.00	Entrant
30/11/2019 17:30	103	103	50.17	75.00	Sortant
30/11/2019 17:00	89	89	47.91	69.00	Entrant

Historique des mesures

Date	Nombre de relevés	Nombre véhicules	Vitesse moyenne	Vitesse maximale	Sens
30/11/2019 17:00	124	124	51.85	86.00	Sortant
30/11/2019 16:30	112	112	48.03	72.00	Entrant
30/11/2019 16:30	92	92	50.58	70.00	Sortant
30/11/2019 16:00	114	114	47.17	65.00	Entrant
30/11/2019 16:00	110	110	52.03	76.00	Sortant
30/11/2019 15:30	111	111	47.10	65.00	Entrant
30/11/2019 15:30	85	85	52.69	98.00	Sortant
30/11/2019 15:00	97	97	48.22	67.00	Entrant
30/11/2019 15:00	105	105	52.34	114.00	Sortant
30/11/2019 14:30	114	114	48.03	74.00	Entrant
30/11/2019 14:30	98	98	52.14	80.00	Sortant
30/11/2019 14:00	86	86	48.65	70.00	Entrant
30/11/2019 14:00	92	92	54.26	77.00	Sortant
30/11/2019 13:30	114	114	48.71	86.00	Entrant
30/11/2019 13:30	94	94	55.23	102.00	Sortant
30/11/2019 13:00	86	86	48.81	81.00	Entrant
30/11/2019 13:00	83	83	53.82	77.00	Sortant
30/11/2019 12:30	73	73	50.99	84.00	Entrant
30/11/2019 12:30	109	109	54.63	119.00	Sortant
30/11/2019 12:00	100	100	48.62	72.00	Entrant
30/11/2019 12:00	130	130	53.45	88.00	Sortant
30/11/2019 11:30	114	114	50.69	83.00	Entrant
30/11/2019 11:30	106	106	50.89	76.00	Sortant
30/11/2019 11:00	131	131	49.08	78.00	Entrant
30/11/2019 11:00	141	141	51.72	124.00	Sortant
30/11/2019 10:30	103	103	47.79	79.00	Entrant
30/11/2019 10:30	104	104	49.98	94.00	Sortant
30/11/2019 10:00	142	142	48.08	66.00	Entrant
30/11/2019 10:00	120	120	51.78	95.00	Sortant
30/11/2019 09:30	115	115	49.01	86.00	Entrant
30/11/2019 09:30	114	114	53.35	102.00	Sortant
30/11/2019 09:00	105	105	49.93	78.00	Entrant
30/11/2019 09:00	90	90	52.54	120.00	Sortant
30/11/2019 08:30	81	81	49.00	85.00	Entrant
30/11/2019 08:30	58	58	54.19	84.00	Sortant
30/11/2019 08:00	60	60	50.95	74.00	Entrant
30/11/2019 08:00	53	53	60.43	87.00	Sortant
30/11/2019 07:30	44	44	53.45	74.00	Entrant
30/11/2019 07:30	54	54	57.65	94.00	Sortant
30/11/2019 07:00	27	27	53.19	70.00	Entrant
30/11/2019 07:00	40	40	57.27	90.00	Sortant
30/11/2019 06:30	23	23	51.87	79.00	Entrant
30/11/2019 06:30	23	23	54.74	75.00	Sortant
30/11/2019 06:00	15	15	53.33	81.00	Entrant
30/11/2019 06:00	14	14	62.86	85.00	Sortant
30/11/2019 05:30	16	16	53.12	73.00	Entrant
30/11/2019 05:30	6	6	60.67	73.00	Sortant
30/11/2019 05:00	5	5	64.40	83.00	Entrant
30/11/2019 05:00	6	6	55.33	63.00	Sortant
30/11/2019 04:30	7	7	63.00	88.00	Entrant

Historique des mesures

Date	Nombre de relevés	Nombre véhicules	Vitesse moyenne	Vitesse maximale	Sens
30/11/2019 04:30	5	5	54.80	83.00	Sortant
30/11/2019 04:00	1	1	70.00	70.00	Entrant
30/11/2019 04:00	2	2	67.00	76.00	Sortant
30/11/2019 03:30	3	3	56.33	59.00	Entrant
30/11/2019 03:30	2	2	52.00	53.00	Sortant
30/11/2019 03:00	3	3	64.33	73.00	Entrant
30/11/2019 02:30	4	4	59.50	68.00	Sortant
30/11/2019 02:30	8	8	57.38	71.00	Entrant
30/11/2019 02:00	16	16	54.94	74.00	Entrant
30/11/2019 02:00	1	1	58.00	58.00	Sortant
30/11/2019 01:30	2	2	56.50	63.00	Entrant
30/11/2019 01:30	6	6	69.83	90.00	Sortant
30/11/2019 01:00	6	6	55.50	76.00	Entrant
30/11/2019 01:00	9	9	64.22	90.00	Sortant
30/11/2019 00:30	21	21	49.57	66.00	Entrant
30/11/2019 00:30	13	13	54.62	68.00	Sortant
30/11/2019 00:00	22	22	53.68	88.00	Entrant
30/11/2019 00:00	13	13	56.92	78.00	Sortant
29/11/2019 23:30	15	15	57.33	68.00	Entrant
29/11/2019 23:30	19	19	52.26	72.00	Sortant
29/11/2019 23:00	16	16	50.31	75.00	Entrant
29/11/2019 23:00	27	27	60.33	109.00	Sortant
29/11/2019 22:30	19	19	52.47	69.00	Entrant
29/11/2019 22:30	16	16	55.19	82.00	Sortant
29/11/2019 22:00	21	21	51.57	72.00	Entrant
29/11/2019 22:00	21	21	54.43	83.00	Sortant
29/11/2019 21:30	15	15	50.13	63.00	Entrant
29/11/2019 21:30	34	34	52.44	80.00	Sortant
29/11/2019 21:00	45	45	52.80	68.00	Entrant
29/11/2019 21:00	30	30	55.57	73.00	Sortant
29/11/2019 20:30	45	45	49.67	68.00	Entrant
29/11/2019 20:30	32	32	54.22	90.00	Sortant
29/11/2019 20:00	89	89	49.02	107.00	Entrant
29/11/2019 20:00	64	64	52.86	83.00	Sortant
29/11/2019 19:30	82	82	50.60	77.00	Entrant
29/11/2019 19:30	71	71	53.39	75.00	Sortant
29/11/2019 19:00	119	119	46.92	73.00	Entrant
29/11/2019 19:00	97	97	54.04	100.00	Sortant
29/11/2019 18:30	131	131	50.08	77.00	Entrant
29/11/2019 18:30	109	109	52.08	80.00	Sortant
29/11/2019 18:00	153	153	48.47	81.00	Entrant
29/11/2019 18:00	119	119	48.86	72.00	Sortant
29/11/2019 17:30	175	175	47.97	85.00	Entrant
29/11/2019 17:30	132	132	49.22	72.00	Sortant
29/11/2019 17:00	178	178	48.84	73.00	Entrant
29/11/2019 17:00	134	134	51.17	85.00	Sortant
29/11/2019 16:30	164	164	48.85	77.00	Entrant
29/11/2019 16:30	140	140	50.19	69.00	Sortant
29/11/2019 16:00	152	152	48.62	75.00	Entrant
29/11/2019 16:00	128	128	49.80	104.00	Sortant

Historique des mesures

Date	Nombre de relevés	Nombre véhicules	Vitesse moyenne	Vitesse maximale	Sens
29/11/2019 15:30	133	133	49.90	68.00	Entrant
29/11/2019 15:30	95	95	49.46	68.00	Sortant
29/11/2019 15:00	108	108	50.56	73.00	Entrant
29/11/2019 15:00	91	91	52.84	75.00	Sortant
29/11/2019 14:30	112	112	48.23	77.00	Entrant
29/11/2019 14:30	100	100	52.33	117.00	Sortant
29/11/2019 14:00	94	94	49.36	71.00	Entrant
29/11/2019 14:00	103	103	48.22	70.00	Sortant
29/11/2019 13:30	110	110	48.25	83.00	Entrant
29/11/2019 13:30	81	81	51.53	72.00	Sortant
29/11/2019 13:00	80	80	52.80	77.00	Entrant
29/11/2019 13:00	84	84	53.12	74.00	Sortant
29/11/2019 12:30	96	96	50.80	89.00	Entrant
29/11/2019 12:30	67	67	52.46	72.00	Sortant
29/11/2019 12:00	148	148	50.85	79.00	Entrant
29/11/2019 12:00	118	118	52.69	84.00	Sortant
29/11/2019 11:30	134	134	50.78	86.00	Entrant
29/11/2019 11:30	90	90	51.04	108.00	Sortant
29/11/2019 11:00	84	84	48.65	77.00	Entrant
29/11/2019 11:00	111	111	49.66	106.00	Sortant
29/11/2019 10:30	90	90	47.52	61.00	Entrant
29/11/2019 10:30	78	78	49.97	70.00	Sortant
29/11/2019 10:00	74	74	49.50	108.00	Entrant
29/11/2019 10:00	85	85	53.59	111.00	Sortant
29/11/2019 09:30	83	83	48.35	81.00	Entrant
29/11/2019 09:30	88	88	49.97	72.00	Sortant
29/11/2019 09:00	78	78	45.77	63.00	Entrant
29/11/2019 09:00	110	110	53.29	108.00	Sortant
29/11/2019 08:30	109	109	47.28	67.00	Entrant
29/11/2019 08:30	148	148	50.49	81.00	Sortant
29/11/2019 08:00	122	122	47.51	76.00	Entrant
29/11/2019 08:00	162	162	53.70	97.00	Sortant
29/11/2019 07:30	99	99	48.31	64.00	Entrant
29/11/2019 07:30	220	220	50.56	132.00	Sortant
29/11/2019 07:00	58	58	48.34	69.00	Entrant
29/11/2019 07:00	177	177	54.38	128.00	Sortant
29/11/2019 06:30	53	53	51.55	73.00	Entrant
29/11/2019 06:30	127	127	55.65	73.00	Sortant
29/11/2019 06:00	31	31	51.45	71.00	Entrant
29/11/2019 06:00	58	58	61.91	139.00	Sortant
29/11/2019 05:30	22	22	53.68	77.00	Entrant
29/11/2019 05:30	19	19	61.74	84.00	Sortant
29/11/2019 05:00	14	14	51.50	65.00	Entrant
29/11/2019 05:00	12	12	55.58	78.00	Sortant
29/11/2019 04:30	9	9	67.11	81.00	Entrant
29/11/2019 04:30	5	5	55.60	63.00	Sortant
29/11/2019 04:00	8	8	60.25	84.00	Entrant
29/11/2019 04:00	8	8	63.75	87.00	Sortant
29/11/2019 03:30	5	5	52.60	64.00	Entrant
29/11/2019 03:30	3	3	61.00	74.00	Sortant

Historique des mesures

Date	Nombre de relevés	Nombre véhicules	Vitesse moyenne	Vitesse maximale	Sens
29/11/2019 03:00	2	2	39.50	41.00	Entrant
29/11/2019 03:00	2	2	70.00	72.00	Sortant
29/11/2019 02:30	6	6	61.83	83.00	Entrant
29/11/2019 02:00	4	4	49.50	50.00	Entrant
29/11/2019 01:30	1	1	68.00	68.00	Sortant
29/11/2019 01:30	2	2	55.00	64.00	Entrant
29/11/2019 01:00	4	4	54.75	70.00	Entrant
29/11/2019 00:30	1	1	43.00	43.00	Sortant
29/11/2019 00:30	3	3	65.00	81.00	Entrant
29/11/2019 00:00	9	9	62.56	85.00	Entrant
29/11/2019 00:00	4	4	65.00	70.00	Sortant
28/11/2019 23:30	13	13	54.62	84.00	Entrant
28/11/2019 23:30	9	9	61.89	88.00	Sortant
28/11/2019 23:00	13	13	55.38	75.00	Entrant
28/11/2019 23:00	11	11	56.55	74.00	Sortant
28/11/2019 22:30	12	12	49.25	63.00	Entrant
28/11/2019 22:30	11	11	69.73	101.00	Sortant
28/11/2019 22:00	13	13	53.15	62.00	Entrant
28/11/2019 22:00	10	10	55.10	69.00	Sortant
28/11/2019 21:30	23	23	57.17	103.00	Entrant
28/11/2019 21:30	17	17	57.82	78.00	Sortant
28/11/2019 21:00	20	20	55.60	67.00	Entrant
28/11/2019 21:00	45	45	52.27	76.00	Sortant
28/11/2019 20:30	37	37	50.14	71.00	Entrant
28/11/2019 20:30	34	34	58.41	86.00	Sortant
28/11/2019 20:00	57	57	49.19	70.00	Entrant
28/11/2019 20:00	43	43	55.77	103.00	Sortant
28/11/2019 19:30	69	69	48.61	74.00	Entrant
28/11/2019 19:30	67	67	53.64	73.00	Sortant
28/11/2019 19:00	102	102	49.17	75.00	Entrant
28/11/2019 19:00	103	103	54.99	103.00	Sortant
28/11/2019 18:30	148	148	47.01	66.00	Entrant
28/11/2019 18:30	115	115	53.92	84.00	Sortant
28/11/2019 18:00	184	184	46.55	70.00	Entrant
28/11/2019 18:00	105	105	52.00	68.00	Sortant
28/11/2019 17:30	221	221	47.72	69.00	Entrant
28/11/2019 17:30	110	110	49.55	79.00	Sortant
28/11/2019 17:00	197	197	46.35	73.00	Entrant
28/11/2019 17:00	124	124	49.42	70.00	Sortant
28/11/2019 16:30	155	155	48.07	76.00	Entrant
28/11/2019 16:30	140	140	48.35	69.00	Sortant
28/11/2019 16:00	170	170	49.64	68.00	Entrant
28/11/2019 16:00	106	106	51.13	69.00	Sortant
28/11/2019 15:30	96	96	48.39	78.00	Entrant
28/11/2019 15:30	109	109	51.00	109.00	Sortant
28/11/2019 15:00	98	98	51.88	78.00	Entrant
28/11/2019 15:00	68	68	50.07	74.00	Sortant
28/11/2019 14:30	66	66	50.65	75.00	Entrant
28/11/2019 14:30	92	92	51.37	104.00	Sortant
28/11/2019 14:00	99	99	48.30	70.00	Entrant

Historique des mesures

Date	Nombre de relevés	Nombre véhicules	Vitesse moyenne	Vitesse maximale	Sens
28/11/2019 14:00	89	89	52.94	107.00	Sortant
28/11/2019 13:30	104	104	52.10	84.00	Entrant
28/11/2019 13:30	78	78	52.65	91.00	Sortant
28/11/2019 13:00	76	76	48.87	68.00	Entrant
28/11/2019 13:00	53	53	52.94	98.00	Sortant
28/11/2019 12:30	53	53	55.13	93.00	Entrant
28/11/2019 12:30	82	82	54.41	110.00	Sortant
28/11/2019 12:00	100	100	49.60	77.00	Entrant
28/11/2019 12:00	115	115	52.12	111.00	Sortant
28/11/2019 11:30	88	88	50.80	100.00	Entrant
28/11/2019 11:30	74	74	52.42	95.00	Sortant
28/11/2019 11:00	72	72	49.26	83.00	Entrant
28/11/2019 11:00	85	85	50.74	86.00	Sortant
28/11/2019 10:30	93	93	47.72	67.00	Entrant
28/11/2019 10:30	101	101	52.89	127.00	Sortant
28/11/2019 10:00	90	90	47.77	70.00	Entrant
28/11/2019 10:00	100	100	49.79	101.00	Sortant
28/11/2019 09:30	81	81	49.65	75.00	Entrant
28/11/2019 09:30	112	112	52.38	108.00	Sortant
28/11/2019 09:00	88	88	48.99	84.00	Entrant
28/11/2019 09:00	113	113	54.43	97.00	Sortant
28/11/2019 08:30	116	116	50.41	73.00	Entrant
28/11/2019 08:30	146	146	53.36	101.00	Sortant
28/11/2019 08:00	122	122	47.83	76.00	Entrant
28/11/2019 08:00	179	179	52.92	95.00	Sortant
28/11/2019 07:30	93	93	49.03	69.00	Entrant
28/11/2019 07:30	215	215	51.96	77.00	Sortant
28/11/2019 07:00	69	69	49.78	83.00	Entrant
28/11/2019 07:00	190	190	52.82	74.00	Sortant
28/11/2019 06:30	52	52	50.75	87.00	Entrant
28/11/2019 06:30	153	153	54.19	115.00	Sortant
28/11/2019 06:00	38	38	52.55	84.00	Entrant
28/11/2019 06:00	57	57	59.21	82.00	Sortant
28/11/2019 05:30	17	17	55.71	79.00	Entrant
28/11/2019 05:30	38	38	56.16	86.00	Sortant
28/11/2019 05:00	21	21	55.95	90.00	Entrant
28/11/2019 05:00	14	14	61.71	78.00	Sortant
28/11/2019 04:30	12	12	60.75	74.00	Entrant
28/11/2019 04:30	10	10	57.50	75.00	Sortant
28/11/2019 04:00	10	10	63.30	84.00	Entrant
28/11/2019 04:00	10	10	53.10	73.00	Sortant
28/11/2019 03:30	4	4	60.50	81.00	Entrant
28/11/2019 03:30	4	4	60.25	65.00	Sortant
28/11/2019 03:00	3	3	44.33	45.00	Entrant
28/11/2019 03:00	3	3	66.33	72.00	Sortant
28/11/2019 02:30	4	4	50.25	64.00	Sortant
28/11/2019 01:30	2	2	64.00	71.00	Entrant
28/11/2019 01:30	2	2	57.50	59.00	Sortant
28/11/2019 01:00	1	1	53.00	53.00	Sortant
28/11/2019 00:30	1	1	68.00	68.00	Entrant

Historique des mesures

Date	Nombre de relevés	Nombre véhicules	Vitesse moyenne	Vitesse maximale	Sens
28/11/2019 00:30	1	1	54.00	54.00	Sortant
28/11/2019 00:00	3	3	48.33	54.00	Entrant
28/11/2019 00:00	1	1	85.00	85.00	Sortant
27/11/2019 23:30	2	2	47.50	63.00	Entrant
27/11/2019 23:30	7	7	70.14	86.00	Sortant
27/11/2019 23:00	6	6	54.17	75.00	Entrant
27/11/2019 23:00	5	5	72.00	94.00	Sortant
27/11/2019 22:30	10	10	47.60	57.00	Entrant
27/11/2019 22:30	13	13	64.54	101.00	Sortant
27/11/2019 22:00	16	16	49.31	69.00	Entrant
27/11/2019 22:00	13	13	50.85	71.00	Sortant
27/11/2019 21:30	12	12	52.58	69.00	Entrant
27/11/2019 21:30	18	18	59.78	83.00	Sortant
27/11/2019 21:00	22	22	48.86	63.00	Entrant
27/11/2019 21:00	20	20	63.50	140.00	Sortant
27/11/2019 20:30	30	30	52.53	75.00	Entrant
27/11/2019 20:30	21	21	55.19	84.00	Sortant
27/11/2019 20:00	57	57	51.61	72.00	Entrant
27/11/2019 20:00	31	31	54.61	75.00	Sortant
27/11/2019 19:30	72	72	48.97	69.00	Entrant
27/11/2019 19:30	63	63	53.86	79.00	Sortant
27/11/2019 19:00	86	86	48.27	77.00	Entrant
27/11/2019 19:00	81	81	53.40	98.00	Sortant
27/11/2019 18:30	141	141	48.58	68.00	Entrant
27/11/2019 18:30	100	100	53.00	79.00	Sortant
27/11/2019 18:00	166	166	47.55	69.00	Entrant
27/11/2019 18:00	108	108	52.08	75.00	Sortant
27/11/2019 17:30	187	187	47.30	71.00	Entrant
27/11/2019 17:30	126	126	49.02	79.00	Sortant
27/11/2019 17:00	180	180	47.21	81.00	Entrant
27/11/2019 17:00	132	132	50.45	76.00	Sortant
27/11/2019 16:30	173	173	47.84	68.00	Entrant
27/11/2019 16:30	120	120	49.86	94.00	Sortant
27/11/2019 16:00	159	159	47.91	66.00	Entrant
27/11/2019 16:00	121	121	51.76	73.00	Sortant
27/11/2019 15:30	112	112	48.58	67.00	Entrant
27/11/2019 15:30	94	94	51.67	75.00	Sortant
27/11/2019 15:00	83	83	49.83	69.00	Entrant
27/11/2019 15:00	121	121	52.59	109.00	Sortant
27/11/2019 14:30	116	116	50.14	73.00	Entrant
27/11/2019 14:30	96	96	51.69	85.00	Sortant
27/11/2019 14:00	102	102	50.44	77.00	Entrant
27/11/2019 14:00	89	89	52.96	69.00	Sortant
27/11/2019 13:30	100	100	49.48	74.00	Entrant
27/11/2019 13:30	88	88	52.25	92.00	Sortant
27/11/2019 13:00	90	90	49.81	73.00	Entrant
27/11/2019 13:00	89	89	53.37	104.00	Sortant
27/11/2019 12:30	78	78	53.65	87.00	Entrant
27/11/2019 12:30	76	76	57.29	115.00	Sortant
27/11/2019 12:00	105	105	50.00	67.00	Entrant

Historique des mesures

Date	Nombre de relevés	Nombre véhicules	Vitesse moyenne	Vitesse maximale	Sens
27/11/2019 12:00	110	110	52.50	79.00	Sortant
27/11/2019 11:30	59	59	47.85	71.00	Entrant
27/11/2019 11:30	97	97	53.85	97.00	Sortant
27/11/2019 11:00	91	91	50.22	77.00	Entrant
27/11/2019 11:00	92	92	50.30	112.00	Sortant
27/11/2019 10:30	59	59	49.97	71.00	Entrant
27/11/2019 10:30	80	80	48.77	76.00	Sortant
27/11/2019 10:00	62	62	47.32	63.00	Entrant
27/11/2019 10:00	91	91	51.67	96.00	Sortant
27/11/2019 09:30	94	94	49.56	76.00	Entrant
27/11/2019 09:30	101	101	54.28	86.00	Sortant
27/11/2019 09:00	100	100	48.29	71.00	Entrant
27/11/2019 09:00	78	78	52.87	77.00	Sortant
27/11/2019 08:30	105	105	48.75	75.00	Entrant
27/11/2019 08:30	120	120	53.76	98.00	Sortant
27/11/2019 08:00	127	127	49.12	71.00	Entrant
27/11/2019 08:00	132	132	55.81	124.00	Sortant
27/11/2019 07:30	84	84	48.08	69.00	Entrant
27/11/2019 07:30	195	195	51.94	105.00	Sortant
27/11/2019 07:00	54	54	51.61	75.00	Entrant
27/11/2019 07:00	177	177	53.23	92.00	Sortant
27/11/2019 06:30	46	46	49.11	66.00	Entrant
27/11/2019 06:30	153	153	52.76	83.00	Sortant
27/11/2019 06:00	41	41	53.22	80.00	Entrant
27/11/2019 06:00	42	42	59.86	87.00	Sortant
27/11/2019 05:30	20	20	55.75	77.00	Entrant
27/11/2019 05:30	16	16	66.19	86.00	Sortant
27/11/2019 05:00	19	19	54.74	72.00	Entrant
27/11/2019 05:00	16	16	57.62	91.00	Sortant
27/11/2019 04:30	14	14	62.86	83.00	Entrant
27/11/2019 04:30	7	7	59.71	71.00	Sortant
27/11/2019 04:00	9	9	62.89	79.00	Entrant
27/11/2019 04:00	8	8	60.25	73.00	Sortant
27/11/2019 03:30	5	5	53.40	61.00	Entrant
27/11/2019 03:30	1	1	69.00	69.00	Sortant
27/11/2019 03:00	2	2	38.50	40.00	Entrant
27/11/2019 03:00	8	8	69.88	92.00	Sortant
27/11/2019 02:30	1	1	76.00	76.00	Sortant
27/11/2019 02:00	4	4	53.50	71.00	Entrant
27/11/2019 02:00	6	6	23.50	49.00	Sortant
27/11/2019 01:30	1	1	48.00	48.00	Entrant
27/11/2019 01:30	2	2	60.00	81.00	Sortant
27/11/2019 01:00	1	1	50.00	50.00	Entrant
27/11/2019 01:00	2	2	51.50	52.00	Sortant
27/11/2019 00:30	1	1	46.00	46.00	Sortant
27/11/2019 00:00	2	2	49.50	78.00	Entrant
27/11/2019 00:00	18	18	39.89	95.00	Sortant
26/11/2019 23:30	3	3	61.33	73.00	Entrant
26/11/2019 23:30	4	4	60.00	70.00	Sortant
26/11/2019 23:00	3	3	48.00	54.00	Entrant

Historique des mesures

Date	Nombre de relevés	Nombre véhicules	Vitesse moyenne	Vitesse maximale	Sens
26/11/2019 23:00	15	15	55.67	71.00	Sortant
26/11/2019 22:30	9	9	49.22	62.00	Entrant
26/11/2019 22:30	12	12	55.58	78.00	Sortant
26/11/2019 22:00	9	9	57.44	78.00	Entrant
26/11/2019 22:00	14	14	60.43	92.00	Sortant
26/11/2019 21:30	12	12	49.83	68.00	Entrant
26/11/2019 21:30	17	17	59.06	71.00	Sortant
26/11/2019 21:00	17	17	58.12	72.00	Entrant
26/11/2019 21:00	24	24	58.54	92.00	Sortant
26/11/2019 20:30	30	30	57.83	87.00	Entrant
26/11/2019 20:30	44	44	59.82	88.00	Sortant
26/11/2019 20:00	62	62	52.98	74.00	Entrant
26/11/2019 20:00	45	45	55.89	79.00	Sortant
26/11/2019 19:30	60	60	50.03	72.00	Entrant
26/11/2019 19:30	59	59	54.00	96.00	Sortant
26/11/2019 19:00	103	103	49.74	78.00	Entrant
26/11/2019 19:00	69	69	51.58	78.00	Sortant
26/11/2019 18:30	132	132	48.66	75.00	Entrant
26/11/2019 18:30	105	105	51.76	89.00	Sortant
26/11/2019 18:00	185	185	46.46	66.00	Entrant
26/11/2019 18:00	110	110	50.15	68.00	Sortant
26/11/2019 17:30	215	215	45.59	68.00	Entrant
26/11/2019 17:30	106	106	50.96	71.00	Sortant
26/11/2019 17:00	200	200	47.23	62.00	Entrant
26/11/2019 17:00	151	151	51.80	99.00	Sortant
26/11/2019 16:30	174	174	47.87	87.00	Entrant
26/11/2019 16:30	146	146	50.31	96.00	Sortant
26/11/2019 16:00	182	182	47.79	74.00	Entrant
26/11/2019 16:00	113	113	50.50	107.00	Sortant
26/11/2019 15:30	105	105	48.41	78.00	Entrant
26/11/2019 15:30	94	94	54.38	89.00	Sortant
26/11/2019 15:00	108	108	48.36	78.00	Entrant
26/11/2019 15:00	70	70	51.39	92.00	Sortant
26/11/2019 14:30	81	81	49.02	73.00	Entrant
26/11/2019 14:30	94	94	50.51	104.00	Sortant
26/11/2019 14:00	89	89	50.81	67.00	Entrant
26/11/2019 14:00	81	81	51.64	110.00	Sortant
26/11/2019 13:30	89	89	50.24	68.00	Entrant
26/11/2019 13:30	101	101	54.31	106.00	Sortant
26/11/2019 13:00	60	60	50.87	74.00	Entrant
26/11/2019 13:00	82	82	55.83	120.00	Sortant
26/11/2019 12:30	67	67	54.31	83.00	Entrant
26/11/2019 12:30	65	65	52.37	102.00	Sortant
26/11/2019 12:00	97	97	51.36	76.00	Entrant
26/11/2019 12:00	87	87	51.78	80.00	Sortant
26/11/2019 11:30	73	73	50.03	74.00	Entrant
26/11/2019 11:30	97	97	52.79	141.00	Sortant
26/11/2019 11:00	91	91	47.62	72.00	Entrant
26/11/2019 11:00	126	126	53.64	102.00	Sortant
26/11/2019 10:30	72	72	49.44	71.00	Entrant

Historique des mesures

Date	Nombre de relevés	Nombre véhicules	Vitesse moyenne	Vitesse maximale	Sens
26/11/2019 10:30	93	93	52.42	99.00	Sortant
26/11/2019 10:00	58	58	50.09	79.00	Entrant
26/11/2019 10:00	97	97	53.47	72.00	Sortant
26/11/2019 09:30	121	121	48.21	75.00	Entrant
26/11/2019 09:30	73	73	52.03	82.00	Sortant
26/11/2019 09:00	118	118	50.80	79.00	Entrant
26/11/2019 09:00	94	94	51.72	77.00	Sortant
26/11/2019 08:30	102	102	49.83	68.00	Entrant
26/11/2019 08:30	153	153	52.45	129.00	Sortant
26/11/2019 08:00	125	125	48.62	75.00	Entrant
26/11/2019 08:00	209	209	51.33	108.00	Sortant
26/11/2019 07:30	85	85	50.64	75.00	Entrant
26/11/2019 07:30	214	214	52.42	77.00	Sortant
26/11/2019 07:00	57	57	49.72	76.00	Entrant
26/11/2019 07:00	205	205	52.49	72.00	Sortant
26/11/2019 06:30	43	43	49.70	73.00	Entrant
26/11/2019 06:30	144	144	52.56	127.00	Sortant
26/11/2019 06:00	30	30	53.20	78.00	Entrant
26/11/2019 06:00	52	52	57.50	121.00	Sortant
26/11/2019 05:30	22	22	50.14	68.00	Entrant
26/11/2019 05:30	21	21	62.81	124.00	Sortant
26/11/2019 05:00	8	8	56.50	69.00	Entrant
26/11/2019 05:00	22	22	59.14	111.00	Sortant
26/11/2019 04:30	17	17	62.82	83.00	Entrant
26/11/2019 04:30	4	4	57.75	72.00	Sortant
26/11/2019 04:00	8	8	61.50	69.00	Entrant
26/11/2019 04:00	9	9	60.22	113.00	Sortant
26/11/2019 03:30	5	5	52.00	77.00	Entrant
26/11/2019 03:30	1	1	74.00	74.00	Sortant
26/11/2019 03:00	2	2	68.00	68.00	Entrant
26/11/2019 03:00	6	6	66.50	75.00	Sortant
26/11/2019 02:30	2	2	60.50	68.00	Entrant
26/11/2019 02:00	2	2	72.00	98.00	Sortant
26/11/2019 02:00	3	3	39.67	45.00	Entrant
26/11/2019 01:30	1	1	78.00	78.00	Entrant
26/11/2019 01:30	7	7	74.29	154.00	Sortant
26/11/2019 01:00	3	3	46.00	53.00	Entrant
26/11/2019 00:30	2	2	54.50	55.00	Sortant
26/11/2019 00:30	4	4	61.75	94.00	Entrant
26/11/2019 00:00	3	3	54.67	63.00	Entrant
25/11/2019 23:30	1	1	75.00	75.00	Sortant
25/11/2019 23:30	1	1	47.00	47.00	Entrant
25/11/2019 23:00	5	5	52.40	66.00	Entrant
25/11/2019 23:00	1	1	54.00	54.00	Sortant
25/11/2019 22:30	3	3	46.00	56.00	Entrant
25/11/2019 22:30	7	7	56.00	65.00	Sortant
25/11/2019 22:00	16	16	52.88	79.00	Entrant
25/11/2019 22:00	6	6	53.17	68.00	Sortant
25/11/2019 21:30	7	7	64.57	84.00	Entrant
25/11/2019 21:30	24	24	58.25	80.00	Sortant

Historique des mesures

Date	Nombre de relevés	Nombre véhicules	Vitesse moyenne	Vitesse maximale	Sens
25/11/2019 21:00	15	15	55.20	80.00	Entrant
25/11/2019 21:00	25	25	59.04	81.00	Sortant
25/11/2019 20:30	38	38	51.55	85.00	Entrant
25/11/2019 20:30	21	21	52.48	74.00	Sortant
25/11/2019 20:00	43	43	49.91	62.00	Entrant
25/11/2019 20:00	57	57	60.49	114.00	Sortant
25/11/2019 19:30	42	42	48.98	68.00	Entrant
25/11/2019 19:30	47	47	54.98	84.00	Sortant
25/11/2019 19:00	94	94	49.05	76.00	Entrant
25/11/2019 19:00	82	82	54.34	95.00	Sortant
25/11/2019 18:30	145	145	47.99	68.00	Entrant
25/11/2019 18:30	88	88	51.26	72.00	Sortant
25/11/2019 18:00	176	176	46.27	63.00	Entrant
25/11/2019 18:00	120	120	48.19	72.00	Sortant
25/11/2019 17:30	217	217	46.59	67.00	Entrant
25/11/2019 17:30	109	109	50.20	64.00	Sortant
25/11/2019 17:00	210	210	47.03	66.00	Entrant
25/11/2019 17:00	120	120	50.73	73.00	Sortant
25/11/2019 16:30	158	158	49.08	73.00	Entrant
25/11/2019 16:30	145	145	50.37	75.00	Sortant
25/11/2019 16:00	173	173	48.71	70.00	Entrant
25/11/2019 16:00	107	107	46.81	71.00	Sortant
25/11/2019 15:30	112	112	48.96	83.00	Entrant
25/11/2019 15:30	79	79	50.34	76.00	Sortant
25/11/2019 15:00	71	71	48.32	76.00	Entrant
25/11/2019 15:00	96	96	51.71	76.00	Sortant
25/11/2019 14:30	81	81	48.99	69.00	Entrant
25/11/2019 14:30	92	92	51.45	99.00	Sortant
25/11/2019 14:00	69	69	47.80	67.00	Entrant
25/11/2019 14:00	95	95	52.29	99.00	Sortant
25/11/2019 13:30	90	90	48.36	66.00	Entrant
25/11/2019 13:30	82	82	56.26	123.00	Sortant
25/11/2019 13:00	77	77	52.34	71.00	Entrant
25/11/2019 13:00	99	99	56.63	117.00	Sortant
25/11/2019 12:30	51	51	52.76	84.00	Entrant
25/11/2019 12:30	69	69	56.88	119.00	Sortant
25/11/2019 12:00	72	72	53.54	74.00	Entrant
25/11/2019 12:00	109	109	54.24	70.00	Sortant
25/11/2019 11:30	83	83	51.84	74.00	Entrant
25/11/2019 11:30	69	69	51.13	73.00	Sortant
25/11/2019 11:00	58	58	47.52	64.00	Entrant
25/11/2019 11:00	94	94	51.87	74.00	Sortant
25/11/2019 10:30	77	77	48.61	67.00	Entrant
25/11/2019 10:30	91	91	50.54	90.00	Sortant
25/11/2019 10:00	84	84	48.08	68.00	Entrant
25/11/2019 10:00	91	91	51.40	87.00	Sortant
25/11/2019 09:30	83	83	49.29	82.00	Entrant
25/11/2019 09:30	101	101	51.58	90.00	Sortant
25/11/2019 09:00	111	111	49.45	75.00	Entrant
25/11/2019 09:00	96	96	52.79	76.00	Sortant

Historique des mesures

Date	Nombre de relevés	Nombre véhicules	Vitesse moyenne	Vitesse maximale	Sens
25/11/2019 08:30	103	103	49.52	73.00	Entrant
25/11/2019 08:30	156	156	52.38	74.00	Sortant
25/11/2019 08:00	117	117	50.70	71.00	Entrant
25/11/2019 08:00	196	196	51.39	78.00	Sortant
25/11/2019 07:30	97	97	49.33	77.00	Entrant
25/11/2019 07:30	224	224	51.33	77.00	Sortant
25/11/2019 07:00	83	83	49.29	82.00	Entrant
25/11/2019 07:00	203	203	53.42	107.00	Sortant
25/11/2019 06:30	53	53	53.15	74.00	Entrant
25/11/2019 06:30	138	138	51.70	95.00	Sortant
25/11/2019 06:00	34	34	52.71	86.00	Entrant
25/11/2019 06:00	49	49	58.16	93.00	Sortant
25/11/2019 05:30	16	16	61.38	93.00	Entrant
25/11/2019 05:30	33	33	63.09	102.00	Sortant
25/11/2019 05:00	7	7	61.14	66.00	Entrant
25/11/2019 05:00	17	17	60.59	108.00	Sortant
25/11/2019 04:30	10	10	60.80	69.00	Entrant
25/11/2019 04:30	11	11	68.55	100.00	Sortant
25/11/2019 04:00	6	6	61.00	75.00	Entrant
25/11/2019 04:00	6	6	58.17	74.00	Sortant
25/11/2019 03:30	2	2	54.50	65.00	Entrant
25/11/2019 03:30	3	3	66.33	72.00	Sortant
25/11/2019 03:00	2	2	63.00	72.00	Entrant
25/11/2019 03:00	4	4	72.00	88.00	Sortant
25/11/2019 02:30	1	1	43.00	43.00	Entrant
25/11/2019 02:30	1	1	54.00	54.00	Sortant
25/11/2019 01:30	4	4	46.75	58.00	Entrant
25/11/2019 01:00	5	5	69.20	98.00	Sortant
25/11/2019 01:00	2	2	60.50	65.00	Entrant
25/11/2019 00:30	4	4	50.50	67.00	Entrant
25/11/2019 00:30	3	3	62.00	70.00	Sortant
25/11/2019 00:00	4	4	53.50	64.00	Entrant
24/11/2019 23:30	6	6	73.67	101.00	Sortant
24/11/2019 23:30	6	6	42.83	53.00	Entrant
24/11/2019 23:00	3	3	60.33	65.00	Entrant
24/11/2019 23:00	6	6	47.33	66.00	Sortant
24/11/2019 22:30	11	11	47.73	63.00	Entrant
24/11/2019 22:30	10	10	56.00	76.00	Sortant
24/11/2019 22:00	16	16	53.25	80.00	Entrant
24/11/2019 22:00	12	12	55.00	81.00	Sortant
24/11/2019 21:30	18	18	45.33	61.00	Entrant
24/11/2019 21:30	12	12	53.67	81.00	Sortant
24/11/2019 21:00	24	24	51.92	90.00	Entrant
24/11/2019 21:00	26	26	58.31	68.00	Sortant
24/11/2019 20:30	40	40	54.00	97.00	Entrant
24/11/2019 20:30	30	30	53.40	80.00	Sortant
24/11/2019 20:00	47	47	49.19	70.00	Entrant
24/11/2019 20:00	38	38	55.26	99.00	Sortant
24/11/2019 19:30	53	53	46.36	63.00	Entrant
24/11/2019 19:30	60	60	54.30	82.00	Sortant

Historique des mesures

Date	Nombre de relevés	Nombre véhicules	Vitesse moyenne	Vitesse maximale	Sens
24/11/2019 19:00	69	69	49.43	85.00	Entrant
24/11/2019 19:00	62	62	51.44	87.00	Sortant
24/11/2019 18:30	104	104	48.83	68.00	Entrant
24/11/2019 18:30	70	70	50.57	68.00	Sortant
24/11/2019 18:00	103	103	48.63	75.00	Entrant
24/11/2019 18:00	103	103	48.94	66.00	Sortant
24/11/2019 17:30	127	127	48.17	78.00	Entrant
24/11/2019 17:30	113	113	49.42	70.00	Sortant
24/11/2019 17:00	91	91	50.01	74.00	Entrant
24/11/2019 17:00	83	83	51.48	73.00	Sortant
24/11/2019 16:30	64	64	49.14	73.00	Entrant
24/11/2019 16:30	86	86	52.41	78.00	Sortant
24/11/2019 16:00	75	75	48.03	69.00	Entrant
24/11/2019 16:00	75	75	49.35	77.00	Sortant
24/11/2019 15:30	76	76	49.96	73.00	Entrant
24/11/2019 15:30	79	79	54.28	84.00	Sortant
24/11/2019 15:00	65	65	51.34	73.00	Entrant
24/11/2019 15:00	77	77	52.00	100.00	Sortant
24/11/2019 14:30	64	64	54.62	76.00	Entrant
24/11/2019 14:30	52	52	54.60	83.00	Sortant
24/11/2019 14:00	56	56	53.62	74.00	Entrant
24/11/2019 14:00	60	60	53.48	91.00	Sortant
24/11/2019 13:30	51	51	52.86	78.00	Entrant
24/11/2019 13:30	64	64	54.36	79.00	Sortant
24/11/2019 13:00	42	42	53.83	81.00	Entrant
24/11/2019 13:00	42	42	55.31	75.00	Sortant
24/11/2019 12:30	55	55	51.95	73.00	Entrant
24/11/2019 12:30	59	59	57.61	89.00	Sortant
24/11/2019 12:00	82	82	50.22	72.00	Entrant
24/11/2019 12:00	95	95	56.19	85.00	Sortant
24/11/2019 11:30	94	94	50.34	67.00	Entrant
24/11/2019 11:30	111	111	51.32	77.00	Sortant
24/11/2019 11:00	65	65	50.95	76.00	Entrant
24/11/2019 11:00	93	93	52.04	101.00	Sortant
24/11/2019 10:30	85	85	47.87	75.00	Entrant
24/11/2019 10:30	91	91	53.09	74.00	Sortant
24/11/2019 10:00	88	88	47.99	79.00	Entrant
24/11/2019 10:00	75	75	51.03	82.00	Sortant
24/11/2019 09:30	65	65	50.51	73.00	Entrant
24/11/2019 09:30	81	81	52.10	78.00	Sortant
24/11/2019 09:00	46	46	47.52	66.00	Entrant
24/11/2019 09:00	55	55	50.49	71.00	Sortant
24/11/2019 08:30	44	44	49.09	69.00	Entrant
24/11/2019 08:30	40	40	52.27	80.00	Sortant
24/11/2019 08:00	26	26	51.31	107.00	Entrant
24/11/2019 08:00	16	16	52.81	69.00	Sortant
24/11/2019 07:30	28	28	48.36	72.00	Entrant
24/11/2019 07:30	30	30	54.70	105.00	Sortant
24/11/2019 07:00	15	15	52.33	88.00	Entrant
24/11/2019 07:00	23	23	52.96	67.00	Sortant

Historique des mesures

Date	Nombre de relevés	Nombre véhicules	Vitesse moyenne	Vitesse maximale	Sens
24/11/2019 06:30	12	12	58.25	86.00	Entrant
24/11/2019 06:30	11	11	63.91	105.00	Sortant
24/11/2019 06:00	10	10	52.50	102.00	Entrant
24/11/2019 06:00	4	4	48.50	61.00	Sortant
24/11/2019 05:30	8	8	65.38	88.00	Entrant
24/11/2019 05:30	11	11	55.91	87.00	Sortant
24/11/2019 05:00	8	8	62.12	105.00	Sortant
24/11/2019 04:30	4	4	61.00	80.00	Entrant
24/11/2019 04:30	4	4	57.50	85.00	Sortant
24/11/2019 04:00	5	5	62.40	88.00	Entrant
24/11/2019 04:00	2	2	58.50	59.00	Sortant
24/11/2019 03:30	4	4	52.50	63.00	Entrant
24/11/2019 03:30	1	1	49.00	49.00	Sortant
24/11/2019 03:00	6	6	55.83	66.00	Sortant
24/11/2019 02:30	7	7	50.43	64.00	Entrant
24/11/2019 02:30	4	4	56.25	67.00	Sortant
24/11/2019 02:00	9	9	53.67	69.00	Entrant
24/11/2019 02:00	11	11	59.73	81.00	Sortant
24/11/2019 01:30	12	12	52.83	68.00	Entrant
24/11/2019 01:30	12	12	55.83	73.00	Sortant
24/11/2019 01:00	16	16	50.69	63.00	Entrant
24/11/2019 01:00	16	16	55.12	67.00	Sortant
24/11/2019 00:30	16	16	50.88	75.00	Entrant
24/11/2019 00:30	9	9	53.89	63.00	Sortant
24/11/2019 00:00	15	15	52.47	85.00	Entrant
24/11/2019 00:00	24	24	53.00	84.00	Sortant
23/11/2019 23:30	21	21	48.48	64.00	Entrant
23/11/2019 23:30	20	20	54.90	75.00	Sortant
23/11/2019 23:00	24	24	44.08	53.00	Entrant
23/11/2019 23:00	23	23	55.22	76.00	Sortant
23/11/2019 22:30	15	15	49.53	67.00	Entrant
23/11/2019 22:30	11	11	58.27	71.00	Sortant
23/11/2019 22:00	19	19	50.26	65.00	Entrant
23/11/2019 22:00	21	21	49.57	63.00	Sortant
23/11/2019 21:30	20	20	51.20	86.00	Entrant
23/11/2019 21:30	14	14	54.71	75.00	Sortant
23/11/2019 21:00	18	18	50.28	69.00	Entrant
23/11/2019 21:00	22	22	53.23	68.00	Sortant
23/11/2019 20:30	38	38	51.63	85.00	Entrant
23/11/2019 20:30	29	29	58.93	90.00	Sortant
23/11/2019 20:00	62	62	50.47	77.00	Entrant
23/11/2019 20:00	41	41	54.07	92.00	Sortant
23/11/2019 19:30	68	68	51.10	76.00	Entrant
23/11/2019 19:30	54	54	52.63	71.00	Sortant
23/11/2019 19:00	82	82	50.79	83.00	Entrant
23/11/2019 19:00	70	70	52.77	81.00	Sortant
23/11/2019 18:30	75	75	48.19	73.00	Entrant
23/11/2019 18:30	77	77	50.77	80.00	Sortant
23/11/2019 18:00	94	94	48.46	77.00	Entrant
23/11/2019 18:00	106	106	50.16	74.00	Sortant

Historique des mesures

Date	Nombre de relevés	Nombre véhicules	Vitesse moyenne	Vitesse maximale	Sens
23/11/2019 17:30	109	109	47.83	72.00	Entrant
23/11/2019 17:30	107	107	49.57	73.00	Sortant
23/11/2019 17:00	95	95	47.69	71.00	Entrant
23/11/2019 17:00	86	86	50.57	69.00	Sortant
23/11/2019 16:30	78	78	48.44	67.00	Entrant
23/11/2019 16:30	96	96	49.67	63.00	Sortant
23/11/2019 16:00	83	83	48.89	67.00	Entrant
23/11/2019 16:00	81	81	50.38	68.00	Sortant
23/11/2019 15:30	85	85	48.88	75.00	Entrant
23/11/2019 15:30	81	81	50.64	71.00	Sortant
23/11/2019 15:00	75	75	50.72	77.00	Entrant
23/11/2019 15:00	86	86	54.48	102.00	Sortant
23/11/2019 14:30	98	98	48.82	72.00	Entrant
23/11/2019 14:30	79	79	54.73	91.00	Sortant
23/11/2019 14:00	84	84	51.06	99.00	Entrant
23/11/2019 14:00	80	80	53.75	104.00	Sortant
23/11/2019 13:30	87	87	52.84	79.00	Entrant
23/11/2019 13:30	83	83	52.55	82.00	Sortant
23/11/2019 13:00	69	69	54.32	80.00	Entrant
23/11/2019 13:00	68	68	51.46	69.00	Sortant
23/11/2019 12:30	54	54	52.61	71.00	Entrant
23/11/2019 12:30	93	93	53.13	99.00	Sortant
23/11/2019 12:00	71	71	52.79	86.00	Entrant
23/11/2019 12:00	102	102	52.31	69.00	Sortant
23/11/2019 11:30	94	94	48.80	71.00	Entrant
23/11/2019 11:30	121	121	51.50	68.00	Sortant
23/11/2019 11:00	127	127	49.71	68.00	Entrant
23/11/2019 11:00	134	134	51.34	109.00	Sortant
23/11/2019 10:30	107	107	48.43	64.00	Entrant
23/11/2019 10:30	116	116	50.85	76.00	Sortant
23/11/2019 10:00	133	133	49.83	73.00	Entrant
23/11/2019 10:00	83	83	51.27	102.00	Sortant
23/11/2019 09:30	92	92	46.32	74.00	Entrant
23/11/2019 09:30	92	92	50.77	82.00	Sortant
23/11/2019 09:00	76	76	51.55	69.00	Entrant
23/11/2019 09:00	80	80	53.98	87.00	Sortant
23/11/2019 08:30	69	69	49.62	72.00	Entrant
23/11/2019 08:30	57	57	53.61	94.00	Sortant
23/11/2019 08:00	74	74	48.92	65.00	Entrant
23/11/2019 08:00	52	52	59.56	151.00	Sortant
23/11/2019 07:30	41	41	55.61	79.00	Entrant
23/11/2019 07:30	48	48	53.67	92.00	Sortant
23/11/2019 07:00	20	20	52.15	86.00	Entrant
23/11/2019 07:00	39	39	58.44	86.00	Sortant
23/11/2019 06:30	18	18	51.17	64.00	Entrant
23/11/2019 06:30	14	14	55.00	70.00	Sortant
23/11/2019 06:00	17	17	51.29	71.00	Entrant
23/11/2019 06:00	4	4	63.50	78.00	Sortant
23/11/2019 05:30	12	12	52.25	72.00	Entrant
23/11/2019 05:30	9	9	61.22	102.00	Sortant

Historique des mesures

Date	Nombre de relevés	Nombre véhicules	Vitesse moyenne	Vitesse maximale	Sens
23/11/2019 05:00	3	3	61.00	71.00	Entrant
23/11/2019 05:00	6	6	61.67	80.00	Sortant
23/11/2019 04:30	10	10	61.40	97.00	Entrant
23/11/2019 04:30	3	3	69.00	88.00	Sortant
23/11/2019 04:00	2	2	54.50	59.00	Entrant
23/11/2019 04:00	5	5	37.00	86.00	Sortant
23/11/2019 03:30	3	3	55.33	66.00	Entrant
23/11/2019 03:30	1	1	55.00	55.00	Sortant
23/11/2019 03:00	2	2	44.00	52.00	Entrant
23/11/2019 03:00	2	2	60.50	70.00	Sortant
23/11/2019 02:30	5	5	52.40	67.00	Entrant
23/11/2019 02:30	1	1	45.00	45.00	Sortant
23/11/2019 02:00	6	6	49.50	67.00	Entrant
23/11/2019 02:00	4	4	59.25	70.00	Sortant
23/11/2019 01:30	7	7	60.43	85.00	Entrant
23/11/2019 01:30	8	8	62.25	78.00	Sortant
23/11/2019 01:00	7	7	57.29	63.00	Entrant
23/11/2019 01:00	7	7	62.00	77.00	Sortant
23/11/2019 00:30	11	11	56.09	75.00	Entrant
23/11/2019 00:30	8	8	59.25	85.00	Sortant
23/11/2019 00:00	10	10	48.50	68.00	Entrant
23/11/2019 00:00	4	4	50.00	58.00	Sortant
22/11/2019 23:30	19	19	50.68	66.00	Entrant
22/11/2019 23:30	8	8	57.62	95.00	Sortant
22/11/2019 23:00	22	22	53.59	66.00	Entrant
22/11/2019 23:00	17	17	54.35	77.00	Sortant
22/11/2019 22:30	15	15	54.00	76.00	Entrant
22/11/2019 22:30	20	20	54.45	84.00	Sortant
22/11/2019 22:00	17	17	48.94	58.00	Entrant
22/11/2019 22:00	25	25	64.84	97.00	Sortant
22/11/2019 21:30	20	20	51.00	66.00	Entrant
22/11/2019 21:30	26	26	57.38	80.00	Sortant
22/11/2019 21:00	24	24	52.96	79.00	Entrant
22/11/2019 21:00	29	29	55.93	78.00	Sortant
22/11/2019 20:30	59	59	50.92	78.00	Entrant
22/11/2019 20:30	37	37	54.46	84.00	Sortant
22/11/2019 20:00	77	77	49.55	89.00	Entrant
22/11/2019 20:00	55	55	53.29	74.00	Sortant
22/11/2019 19:30	81	81	48.12	68.00	Entrant
22/11/2019 19:30	79	79	54.29	85.00	Sortant
22/11/2019 19:00	99	99	50.15	80.00	Entrant
22/11/2019 19:00	103	103	54.62	80.00	Sortant
22/11/2019 18:30	147	147	49.16	74.00	Entrant
22/11/2019 18:30	118	118	50.42	81.00	Sortant
22/11/2019 18:00	195	195	47.87	73.00	Entrant
22/11/2019 18:00	113	113	51.18	75.00	Sortant
22/11/2019 17:30	196	196	47.47	71.00	Entrant
22/11/2019 17:30	130	130	49.42	66.00	Sortant
22/11/2019 17:00	184	184	47.73	67.00	Entrant
22/11/2019 17:00	134	134	49.51	66.00	Sortant

Historique des mesures

Date	Nombre de relevés	Nombre véhicules	Vitesse moyenne	Vitesse maximale	Sens
22/11/2019 16:30	165	165	47.09	71.00	Entrant
22/11/2019 16:30	146	146	51.14	92.00	Sortant
22/11/2019 16:00	180	180	48.10	69.00	Entrant
22/11/2019 16:00	117	117	48.79	75.00	Sortant
22/11/2019 15:30	138	138	47.45	86.00	Entrant
22/11/2019 15:30	116	116	52.16	73.00	Sortant
22/11/2019 15:00	112	112	48.47	68.00	Entrant
22/11/2019 15:00	127	127	52.39	107.00	Sortant
22/11/2019 14:30	124	124	46.94	71.00	Entrant
22/11/2019 14:30	99	99	49.35	76.00	Sortant
22/11/2019 14:00	122	122	50.56	81.00	Entrant
22/11/2019 14:00	114	114	53.97	152.00	Sortant
22/11/2019 13:30	108	108	46.88	70.00	Entrant
22/11/2019 13:30	79	79	52.53	72.00	Sortant
22/11/2019 13:00	93	93	51.12	71.00	Entrant
22/11/2019 13:00	92	92	55.03	80.00	Sortant
22/11/2019 12:30	115	115	51.63	92.00	Entrant
22/11/2019 12:30	81	81	56.27	126.00	Sortant
22/11/2019 12:00	147	147	51.01	93.00	Entrant
22/11/2019 12:00	117	117	52.56	78.00	Sortant
22/11/2019 11:30	125	125	48.80	78.00	Entrant
22/11/2019 11:30	95	95	51.88	109.00	Sortant
22/11/2019 11:00	73	73	50.04	72.00	Entrant
22/11/2019 11:00	113	113	53.22	99.00	Sortant
22/11/2019 10:30	103	103	49.62	78.00	Entrant
22/11/2019 10:30	83	83	52.72	83.00	Sortant
22/11/2019 10:00	88	88	48.16	71.00	Entrant
22/11/2019 10:00	97	97	50.73	97.00	Sortant
22/11/2019 09:30	83	83	47.94	84.00	Entrant
22/11/2019 09:30	120	120	52.10	103.00	Sortant
22/11/2019 09:00	93	93	49.24	65.00	Entrant
22/11/2019 09:00	103	103	54.22	131.00	Sortant
22/11/2019 08:30	112	112	49.60	91.00	Entrant
22/11/2019 08:30	144	144	54.31	102.00	Sortant
22/11/2019 08:00	147	147	49.56	73.00	Entrant
22/11/2019 08:00	170	170	53.21	98.00	Sortant
22/11/2019 07:30	91	91	49.12	79.00	Entrant
22/11/2019 07:30	233	233	52.51	108.00	Sortant
22/11/2019 07:00	53	53	49.30	75.00	Entrant
22/11/2019 07:00	208	208	53.56	106.00	Sortant
22/11/2019 06:30	46	46	52.04	78.00	Entrant
22/11/2019 06:30	127	127	55.12	131.00	Sortant
22/11/2019 06:00	35	35	52.63	96.00	Entrant
22/11/2019 06:00	39	39	57.41	80.00	Sortant
22/11/2019 05:30	23	23	52.57	95.00	Entrant
22/11/2019 05:30	25	25	65.60	103.00	Sortant
22/11/2019 05:00	11	11	52.18	67.00	Entrant
22/11/2019 05:00	12	12	54.67	96.00	Sortant
22/11/2019 04:30	18	18	63.83	86.00	Entrant
22/11/2019 04:30	10	10	59.50	76.00	Sortant

Historique des mesures

Date	Nombre de relevés	Nombre véhicules	Vitesse moyenne	Vitesse maximale	Sens
22/11/2019 04:00	7	7	60.14	78.00	Entrant
22/11/2019 04:00	7	7	71.71	88.00	Sortant
22/11/2019 03:30	6	6	48.00	67.00	Entrant
22/11/2019 03:30	7	7	62.57	79.00	Sortant
22/11/2019 03:00	3	3	66.67	69.00	Sortant
22/11/2019 02:30	3	3	51.00	59.00	Entrant
22/11/2019 02:30	2	2	60.00	61.00	Sortant
22/11/2019 02:00	7	7	49.00	58.00	Entrant
22/11/2019 01:30	6	6	54.33	93.00	Entrant
22/11/2019 01:00	1	1	40.00	40.00	Sortant
22/11/2019 01:00	4	4	60.25	69.00	Entrant
22/11/2019 00:30	9	9	57.89	72.00	Entrant
22/11/2019 00:00	5	5	59.60	64.00	Sortant
22/11/2019 00:00	5	5	58.80	67.00	Entrant
21/11/2019 23:30	4	4	50.75	68.00	Entrant
21/11/2019 23:30	3	3	67.67	69.00	Sortant
21/11/2019 23:00	16	16	50.00	62.00	Entrant
21/11/2019 23:00	8	8	59.62	82.00	Sortant
21/11/2019 22:30	16	16	51.19	72.00	Entrant
21/11/2019 22:30	10	10	51.80	62.00	Sortant
21/11/2019 22:00	14	14	52.36	70.00	Entrant
21/11/2019 22:00	16	16	51.38	70.00	Sortant
21/11/2019 21:30	30	30	57.30	106.00	Entrant
21/11/2019 21:30	21	21	58.43	77.00	Sortant
21/11/2019 21:00	25	25	53.84	93.00	Entrant
21/11/2019 21:00	28	28	57.43	76.00	Sortant
21/11/2019 20:30	28	28	52.14	93.00	Entrant
21/11/2019 20:30	43	43	59.86	90.00	Sortant
21/11/2019 20:00	52	52	49.62	72.00	Entrant
21/11/2019 20:00	41	41	59.90	98.00	Sortant
21/11/2019 19:30	41	41	49.98	72.00	Entrant
21/11/2019 19:30	48	48	54.06	74.00	Sortant
21/11/2019 19:00	82	82	51.49	84.00	Entrant
21/11/2019 19:00	87	87	53.54	95.00	Sortant
21/11/2019 18:30	133	133	47.77	74.00	Entrant
21/11/2019 18:30	111	111	51.16	68.00	Sortant
21/11/2019 18:00	206	206	46.60	74.00	Entrant
21/11/2019 18:00	81	81	48.70	97.00	Sortant
21/11/2019 17:30	228	228	46.96	65.00	Entrant
21/11/2019 17:30	128	128	49.92	78.00	Sortant
21/11/2019 17:00	220	220	47.69	73.00	Entrant
21/11/2019 17:00	133	133	50.23	68.00	Sortant
21/11/2019 16:30	176	176	46.66	62.00	Entrant
21/11/2019 16:30	125	125	51.60	75.00	Sortant
21/11/2019 16:00	153	153	48.94	63.00	Entrant
21/11/2019 16:00	99	99	49.53	110.00	Sortant
21/11/2019 15:30	100	100	49.33	80.00	Entrant
21/11/2019 15:30	103	103	52.84	85.00	Sortant
21/11/2019 15:00	81	81	49.15	75.00	Entrant
21/11/2019 15:00	101	101	49.99	107.00	Sortant

Historique des mesures

Date	Nombre de relevés	Nombre véhicules	Vitesse moyenne	Vitesse maximale	Sens
21/11/2019 14:30	70	70	51.97	86.00	Entrant
21/11/2019 14:30	72	72	56.38	83.00	Sortant
21/11/2019 14:00	68	68	49.75	75.00	Entrant
21/11/2019 14:00	89	89	51.45	72.00	Sortant
21/11/2019 13:30	93	93	48.96	72.00	Entrant
21/11/2019 13:30	79	79	54.90	87.00	Sortant
21/11/2019 13:00	59	59	47.92	76.00	Entrant
21/11/2019 13:00	55	55	52.60	80.00	Sortant
21/11/2019 12:30	64	64	53.05	79.00	Entrant
21/11/2019 12:30	70	70	56.04	124.00	Sortant
21/11/2019 12:00	90	90	48.01	77.00	Entrant
21/11/2019 12:00	97	97	51.67	112.00	Sortant
21/11/2019 11:30	95	95	49.65	78.00	Entrant
21/11/2019 11:30	106	106	50.58	76.00	Sortant
21/11/2019 11:00	88	88	49.06	86.00	Entrant
21/11/2019 11:00	108	108	50.79	88.00	Sortant
21/11/2019 10:30	89	89	48.97	77.00	Entrant
21/11/2019 10:30	98	98	51.43	86.00	Sortant
21/11/2019 10:00	102	102	48.75	75.00	Entrant
21/11/2019 10:00	74	74	50.81	73.00	Sortant
21/11/2019 09:30	86	86	48.72	70.00	Entrant
21/11/2019 09:30	109	109	51.42	93.00	Sortant
21/11/2019 09:00	98	98	47.67	72.00	Entrant
21/11/2019 09:00	103	103	52.88	77.00	Sortant
21/11/2019 08:30	109	109	51.20	79.00	Entrant
21/11/2019 08:30	148	148	51.37	89.00	Sortant
21/11/2019 08:00	127	127	50.38	84.00	Entrant
21/11/2019 08:00	200	200	54.31	140.00	Sortant
21/11/2019 07:30	113	113	48.66	77.00	Entrant
21/11/2019 07:30	226	226	53.13	82.00	Sortant
21/11/2019 07:00	63	63	51.05	87.00	Entrant
21/11/2019 07:00	187	187	52.78	84.00	Sortant
21/11/2019 06:30	51	51	50.84	70.00	Entrant
21/11/2019 06:30	143	143	53.00	92.00	Sortant
21/11/2019 06:00	35	35	53.66	72.00	Entrant
21/11/2019 06:00	46	46	56.67	101.00	Sortant
21/11/2019 05:30	23	23	52.87	78.00	Entrant
21/11/2019 05:30	19	19	51.16	75.00	Sortant
21/11/2019 05:00	12	12	55.83	107.00	Entrant
21/11/2019 05:00	12	12	57.75	72.00	Sortant
21/11/2019 04:30	15	15	69.00	86.00	Entrant
21/11/2019 04:30	10	10	56.50	85.00	Sortant
21/11/2019 04:00	9	9	59.56	77.00	Entrant
21/11/2019 04:00	7	7	55.29	66.00	Sortant
21/11/2019 03:30	2	2	52.50	63.00	Entrant
21/11/2019 03:30	6	6	47.83	84.00	Sortant
21/11/2019 03:00	2	2	43.50	48.00	Entrant
21/11/2019 03:00	3	3	82.67	84.00	Sortant
21/11/2019 02:30	3	3	63.67	97.00	Sortant
21/11/2019 02:00	4	4	52.75	60.00	Entrant

Historique des mesures

Date	Nombre de relevés	Nombre véhicules	Vitesse moyenne	Vitesse maximale	Sens
21/11/2019 01:30	3	3	63.00	71.00	Sortant
21/11/2019 01:30	3	3	47.00	56.00	Entrant
21/11/2019 01:00	7	7	54.86	60.00	Entrant
21/11/2019 01:00	4	4	52.50	54.00	Sortant
21/11/2019 00:30	1	1	66.00	66.00	Entrant
21/11/2019 00:00	7	7	55.29	78.00	Entrant
20/11/2019 23:30	4	4	53.25	57.00	Sortant
20/11/2019 23:30	5	5	47.20	59.00	Entrant
20/11/2019 23:00	6	6	58.67	67.00	Entrant
20/11/2019 23:00	6	6	60.67	76.00	Sortant
20/11/2019 22:30	10	10	45.00	48.00	Entrant
20/11/2019 22:30	11	11	52.55	69.00	Sortant
20/11/2019 22:00	13	13	49.31	69.00	Entrant
20/11/2019 22:00	18	18	53.39	73.00	Sortant
20/11/2019 21:30	16	16	53.56	81.00	Entrant
20/11/2019 21:30	39	39	55.03	75.00	Sortant
20/11/2019 21:00	20	20	49.80	67.00	Entrant
20/11/2019 21:00	24	24	57.12	90.00	Sortant
20/11/2019 20:30	49	49	52.29	78.00	Entrant
20/11/2019 20:30	17	17	54.41	74.00	Sortant
20/11/2019 20:00	48	48	50.77	67.00	Entrant
20/11/2019 20:00	53	53	54.89	77.00	Sortant
20/11/2019 19:30	63	63	51.35	73.00	Entrant
20/11/2019 19:30	62	62	53.95	106.00	Sortant
20/11/2019 19:00	109	109	49.56	73.00	Entrant
20/11/2019 19:00	93	93	52.80	77.00	Sortant
20/11/2019 18:30	128	128	47.98	74.00	Entrant
20/11/2019 18:30	112	112	50.92	79.00	Sortant
20/11/2019 18:00	191	191	46.38	74.00	Entrant
20/11/2019 18:00	126	126	48.93	80.00	Sortant
20/11/2019 17:30	213	213	45.26	73.00	Entrant
20/11/2019 17:30	116	116	50.53	91.00	Sortant
20/11/2019 17:00	194	194	47.27	88.00	Entrant
20/11/2019 17:00	120	120	50.94	116.00	Sortant
20/11/2019 16:30	177	177	47.66	67.00	Entrant
20/11/2019 16:30	134	134	48.55	71.00	Sortant
20/11/2019 16:00	145	145	49.04	88.00	Entrant
20/11/2019 16:00	92	92	49.88	109.00	Sortant
20/11/2019 15:30	124	124	49.60	77.00	Entrant
20/11/2019 15:30	103	103	50.94	79.00	Sortant
20/11/2019 15:00	85	85	50.00	73.00	Entrant
20/11/2019 15:00	104	104	51.43	78.00	Sortant
20/11/2019 14:30	94	94	47.49	94.00	Entrant
20/11/2019 14:30	99	99	50.38	78.00	Sortant
20/11/2019 14:00	88	88	50.25	71.00	Entrant
20/11/2019 14:00	121	121	54.04	125.00	Sortant
20/11/2019 13:30	104	104	50.00	84.00	Entrant
20/11/2019 13:30	65	65	53.02	85.00	Sortant
20/11/2019 13:00	75	75	50.85	70.00	Entrant
20/11/2019 13:00	104	104	52.88	79.00	Sortant

Historique des mesures

Date	Nombre de relevés	Nombre véhicules	Vitesse moyenne	Vitesse maximale	Sens
20/11/2019 12:30	79	79	52.11	84.00	Entrant
20/11/2019 12:30	86	86	52.70	130.00	Sortant
20/11/2019 12:00	101	101	48.73	77.00	Entrant
20/11/2019 12:00	100	100	54.60	119.00	Sortant
20/11/2019 11:30	90	90	50.40	80.00	Entrant
20/11/2019 11:30	85	85	50.33	73.00	Sortant
20/11/2019 11:00	67	67	48.18	81.00	Entrant
20/11/2019 11:00	94	94	51.96	91.00	Sortant
20/11/2019 10:30	70	70	48.77	70.00	Entrant
20/11/2019 10:30	95	95	49.49	90.00	Sortant
20/11/2019 10:00	89	89	46.58	71.00	Entrant
20/11/2019 10:00	104	104	49.35	100.00	Sortant
20/11/2019 09:30	95	95	47.47	73.00	Entrant
20/11/2019 09:30	87	87	52.18	102.00	Sortant
20/11/2019 09:00	85	85	47.44	83.00	Entrant
20/11/2019 09:00	99	99	53.42	78.00	Sortant
20/11/2019 08:30	98	98	49.84	78.00	Entrant
20/11/2019 08:30	105	105	50.57	98.00	Sortant
20/11/2019 08:00	97	97	50.64	73.00	Entrant
20/11/2019 08:00	146	146	53.64	115.00	Sortant
20/11/2019 07:30	99	99	48.16	73.00	Entrant
20/11/2019 07:30	205	205	52.13	104.00	Sortant
20/11/2019 07:00	52	52	50.69	70.00	Entrant
20/11/2019 07:00	174	174	52.93	84.00	Sortant
20/11/2019 06:30	64	64	52.08	81.00	Entrant
20/11/2019 06:30	141	141	57.45	148.00	Sortant
20/11/2019 06:00	38	38	51.79	82.00	Entrant
20/11/2019 06:00	48	48	57.29	92.00	Sortant
20/11/2019 05:30	16	16	56.62	84.00	Entrant
20/11/2019 05:30	19	19	59.74	91.00	Sortant
20/11/2019 05:00	6	6	56.50	82.00	Entrant
20/11/2019 05:00	7	7	47.43	58.00	Sortant
20/11/2019 04:30	19	19	58.47	74.00	Entrant
20/11/2019 04:30	9	9	59.00	73.00	Sortant
20/11/2019 04:00	2	2	64.00	71.00	Entrant
20/11/2019 04:00	8	8	60.12	73.00	Sortant
20/11/2019 03:30	5	5	58.40	76.00	Entrant
20/11/2019 03:30	4	4	77.50	96.00	Sortant
20/11/2019 03:00	2	2	41.00	42.00	Entrant
20/11/2019 03:00	4	4	76.75	114.00	Sortant
20/11/2019 01:30	4	4	49.50	63.00	Entrant
20/11/2019 01:30	1	1	60.00	60.00	Sortant
20/11/2019 01:00	5	5	62.80	72.00	Sortant
20/11/2019 00:30	5	5	54.00	74.00	Entrant
20/11/2019 00:30	1	1	61.00	61.00	Sortant
20/11/2019 00:00	6	6	50.83	57.00	Entrant
20/11/2019 00:00	5	5	58.20	68.00	Sortant
19/11/2019 23:30	9	9	56.33	71.00	Entrant
19/11/2019 23:30	4	4	50.00	64.00	Sortant
19/11/2019 23:00	6	6	57.83	83.00	Entrant

Historique des mesures

Date	Nombre de relevés	Nombre véhicules	Vitesse moyenne	Vitesse maximale	Sens
19/11/2019 23:00	1	1	65.00	65.00	Sortant
19/11/2019 22:30	7	7	45.86	49.00	Entrant
19/11/2019 22:30	8	8	60.38	104.00	Sortant
19/11/2019 22:00	13	13	45.15	76.00	Entrant
19/11/2019 22:00	13	13	59.00	111.00	Sortant
19/11/2019 21:30	18	18	54.61	72.00	Entrant
19/11/2019 21:30	44	44	56.59	90.00	Sortant
19/11/2019 21:00	27	27	52.85	64.00	Entrant
19/11/2019 21:00	38	38	56.13	85.00	Sortant
19/11/2019 20:30	26	26	51.08	76.00	Entrant
19/11/2019 20:30	37	37	58.11	102.00	Sortant
19/11/2019 20:00	51	51	51.63	89.00	Entrant
19/11/2019 20:00	26	26	55.65	82.00	Sortant
19/11/2019 19:30	69	69	52.64	100.00	Entrant
19/11/2019 19:30	56	56	54.54	84.00	Sortant
19/11/2019 19:00	106	106	47.65	80.00	Entrant
19/11/2019 19:00	87	87	53.70	85.00	Sortant
19/11/2019 18:30	126	126	46.91	66.00	Entrant
19/11/2019 18:30	103	103	52.09	78.00	Sortant
19/11/2019 18:00	163	163	46.66	76.00	Entrant
19/11/2019 18:00	101	101	49.72	64.00	Sortant
19/11/2019 17:30	223	223	46.45	78.00	Entrant
19/11/2019 17:30	119	119	49.72	83.00	Sortant
19/11/2019 17:00	194	194	47.51	79.00	Entrant
19/11/2019 17:00	112	112	50.91	79.00	Sortant
19/11/2019 16:30	192	192	46.73	71.00	Entrant
19/11/2019 16:30	136	136	49.50	74.00	Sortant
19/11/2019 16:00	178	178	47.98	72.00	Entrant
19/11/2019 16:00	105	105	49.94	68.00	Sortant
19/11/2019 15:30	88	88	48.20	77.00	Entrant
19/11/2019 15:30	96	96	50.50	82.00	Sortant
19/11/2019 15:00	77	77	50.30	101.00	Entrant
19/11/2019 15:00	85	85	53.99	95.00	Sortant
19/11/2019 14:30	86	86	48.05	67.00	Entrant
19/11/2019 14:30	73	73	51.90	68.00	Sortant
19/11/2019 14:00	102	102	47.79	65.00	Entrant
19/11/2019 14:00	92	92	51.91	81.00	Sortant
19/11/2019 13:30	77	77	49.78	82.00	Entrant
19/11/2019 13:30	84	84	52.49	89.00	Sortant
19/11/2019 13:00	61	61	48.92	71.00	Entrant
19/11/2019 13:00	83	83	54.13	85.00	Sortant
19/11/2019 12:30	60	60	53.60	75.00	Entrant
19/11/2019 12:30	68	68	54.26	87.00	Sortant
19/11/2019 12:00	69	69	52.07	70.00	Entrant
19/11/2019 12:00	104	104	51.90	70.00	Sortant
19/11/2019 11:30	89	89	49.37	68.00	Entrant
19/11/2019 11:30	75	75	52.76	90.00	Sortant
19/11/2019 11:00	60	60	51.63	68.00	Entrant
19/11/2019 11:00	98	98	50.99	101.00	Sortant
19/11/2019 10:30	75	75	48.57	84.00	Entrant

Historique des mesures

Date	Nombre de relevés	Nombre véhicules	Vitesse moyenne	Vitesse maximale	Sens
19/11/2019 10:30	87	87	53.15	93.00	Sortant
19/11/2019 10:00	74	74	47.38	63.00	Entrant
19/11/2019 10:00	84	84	51.17	98.00	Sortant
19/11/2019 09:30	90	90	49.64	73.00	Entrant
19/11/2019 09:30	75	75	50.33	73.00	Sortant
19/11/2019 09:00	98	98	49.90	77.00	Entrant
19/11/2019 09:00	106	106	51.92	82.00	Sortant
19/11/2019 08:30	120	120	49.47	93.00	Entrant
19/11/2019 08:30	142	142	53.02	84.00	Sortant
19/11/2019 08:00	122	122	48.48	84.00	Entrant
19/11/2019 08:00	180	180	52.16	96.00	Sortant
19/11/2019 07:30	93	93	49.31	70.00	Entrant
19/11/2019 07:30	197	197	50.49	93.00	Sortant
19/11/2019 07:00	65	65	49.03	71.00	Entrant
19/11/2019 07:00	196	196	51.86	92.00	Sortant
19/11/2019 06:30	60	60	54.93	81.00	Entrant
19/11/2019 06:30	143	143	52.01	79.00	Sortant
19/11/2019 06:00	35	35	52.37	82.00	Entrant
19/11/2019 06:00	39	39	55.56	81.00	Sortant
19/11/2019 05:30	17	17	53.88	91.00	Entrant
19/11/2019 05:30	19	19	65.00	87.00	Sortant
19/11/2019 05:00	4	4	59.75	72.00	Entrant
19/11/2019 05:00	32	32	58.59	93.00	Sortant
19/11/2019 04:30	20	20	60.20	80.00	Entrant
19/11/2019 04:30	7	7	56.43	66.00	Sortant
19/11/2019 04:00	13	13	51.92	73.00	Entrant
19/11/2019 04:00	10	10	59.80	84.00	Sortant
19/11/2019 03:30	4	4	58.75	70.00	Entrant
19/11/2019 03:30	2	2	56.50	57.00	Sortant
19/11/2019 03:00	4	4	41.25	45.00	Entrant
19/11/2019 03:00	4	4	60.75	69.00	Sortant
19/11/2019 02:00	4	4	43.50	52.00	Entrant
19/11/2019 01:30	2	2	59.50	75.00	Sortant
19/11/2019 01:00	2	2	66.50	70.00	Entrant
19/11/2019 00:30	2	2	56.00	57.00	Sortant
19/11/2019 00:30	1	1	55.00	55.00	Entrant
19/11/2019 00:00	3	3	48.00	55.00	Entrant
19/11/2019 00:00	4	4	73.25	79.00	Sortant
18/11/2019 23:30	9	9	63.56	74.00	Entrant
18/11/2019 23:30	1	1	51.00	51.00	Sortant
18/11/2019 23:00	12	12	55.92	109.00	Entrant
18/11/2019 23:00	6	6	65.50	80.00	Sortant
18/11/2019 22:30	6	6	55.50	81.00	Entrant
18/11/2019 22:30	5	5	64.80	83.00	Sortant
18/11/2019 22:00	11	11	48.91	80.00	Entrant
18/11/2019 22:00	10	10	58.10	83.00	Sortant
18/11/2019 21:30	11	11	48.91	63.00	Entrant
18/11/2019 21:30	37	37	55.84	71.00	Sortant
18/11/2019 21:00	17	17	53.94	82.00	Entrant
18/11/2019 21:00	23	23	60.39	81.00	Sortant

Historique des mesures

Date	Nombre de relevés	Nombre véhicules	Vitesse moyenne	Vitesse maximale	Sens
18/11/2019 20:30	27	27	53.30	71.00	Entrant
18/11/2019 20:30	22	22	63.64	88.00	Sortant
18/11/2019 20:00	41	41	50.05	86.00	Entrant
18/11/2019 20:00	33	33	51.30	73.00	Sortant
18/11/2019 19:30	62	62	51.55	70.00	Entrant
18/11/2019 19:30	51	51	57.12	77.00	Sortant
18/11/2019 19:00	87	87	49.77	79.00	Entrant
18/11/2019 19:00	81	81	55.73	96.00	Sortant
18/11/2019 18:30	142	142	48.14	75.00	Entrant
18/11/2019 18:30	82	82	50.35	83.00	Sortant
18/11/2019 18:00	169	169	46.44	69.00	Entrant
18/11/2019 18:00	103	103	50.35	76.00	Sortant
18/11/2019 17:30	222	222	47.63	71.00	Entrant
18/11/2019 17:30	121	121	53.91	104.00	Sortant
18/11/2019 17:00	236	236	47.25	63.00	Entrant
18/11/2019 17:00	129	129	48.02	113.00	Sortant
18/11/2019 16:30	159	159	48.58	69.00	Entrant
18/11/2019 16:30	122	122	49.63	73.00	Sortant
18/11/2019 16:00	150	150	48.18	76.00	Entrant
18/11/2019 16:00	108	108	45.86	75.00	Sortant
18/11/2019 15:30	110	110	47.53	76.00	Entrant
18/11/2019 15:30	76	76	52.14	79.00	Sortant
18/11/2019 15:00	62	62	47.24	60.00	Entrant
18/11/2019 15:00	84	84	51.85	99.00	Sortant
18/11/2019 14:30	89	89	47.00	68.00	Entrant
18/11/2019 14:30	86	86	51.83	75.00	Sortant
18/11/2019 14:00	84	84	48.98	68.00	Entrant
18/11/2019 14:00	98	98	50.68	96.00	Sortant
18/11/2019 13:30	96	96	49.41	82.00	Entrant
18/11/2019 13:30	90	90	53.16	119.00	Sortant
18/11/2019 13:00	94	94	52.35	80.00	Entrant
18/11/2019 13:00	76	76	55.89	91.00	Sortant
18/11/2019 12:30	63	63	51.98	72.00	Entrant
18/11/2019 12:30	70	70	56.04	122.00	Sortant
18/11/2019 12:00	80	80	50.88	69.00	Entrant
18/11/2019 12:00	98	98	55.12	76.00	Sortant
18/11/2019 11:30	97	97	48.63	80.00	Entrant
18/11/2019 11:30	89	89	52.62	84.00	Sortant
18/11/2019 11:00	84	84	47.60	73.00	Entrant
18/11/2019 11:00	78	78	49.88	69.00	Sortant
18/11/2019 10:30	72	72	45.03	62.00	Entrant
18/11/2019 10:30	75	75	54.11	72.00	Sortant
18/11/2019 10:00	89	89	47.67	73.00	Entrant
18/11/2019 10:00	98	98	50.68	102.00	Sortant
18/11/2019 09:30	87	87	47.44	71.00	Entrant
18/11/2019 09:30	84	84	50.54	98.00	Sortant
18/11/2019 09:00	70	70	47.24	73.00	Entrant
18/11/2019 09:00	98	98	50.68	70.00	Sortant
18/11/2019 08:30	94	94	47.86	75.00	Entrant
18/11/2019 08:30	170	170	52.65	85.00	Sortant

Historique des mesures

Date	Nombre de relevés	Nombre véhicules	Vitesse moyenne	Vitesse maximale	Sens
18/11/2019 08:00	115	115	51.64	73.00	Entrant
18/11/2019 08:00	177	177	53.15	104.00	Sortant
18/11/2019 07:30	107	107	50.66	69.00	Entrant
18/11/2019 07:30	237	237	52.22	95.00	Sortant
18/11/2019 07:00	51	51	48.65	76.00	Entrant
18/11/2019 07:00	214	214	52.60	136.00	Sortant
18/11/2019 06:30	64	64	50.94	77.00	Entrant
18/11/2019 06:30	150	150	55.44	111.00	Sortant
18/11/2019 06:00	28	28	52.96	79.00	Entrant
18/11/2019 06:00	51	51	58.08	77.00	Sortant
18/11/2019 05:30	22	22	56.32	88.00	Entrant
18/11/2019 05:30	29	29	59.28	77.00	Sortant
18/11/2019 05:00	7	7	54.43	74.00	Entrant
18/11/2019 05:00	30	30	58.77	111.00	Sortant
18/11/2019 04:30	16	16	59.81	83.00	Entrant
18/11/2019 04:30	5	5	61.80	72.00	Sortant
18/11/2019 04:00	5	5	67.20	78.00	Entrant
18/11/2019 04:00	11	11	71.45	118.00	Sortant
18/11/2019 03:30	7	7	47.29	63.00	Entrant
18/11/2019 03:30	2	2	52.00	55.00	Sortant
18/11/2019 03:00	8	8	57.62	74.00	Sortant
18/11/2019 02:30	1	1	63.00	63.00	Entrant
18/11/2019 02:30	3	3	58.67	91.00	Sortant
18/11/2019 01:30	1	1	65.00	65.00	Entrant
18/11/2019 01:30	2	2	99.00	99.00	Sortant
18/11/2019 01:00	4	4	52.75	59.00	Entrant
18/11/2019 01:00	2	2	63.00	75.00	Sortant
18/11/2019 00:30	2	2	69.00	69.00	Sortant
18/11/2019 00:00	5	5	56.80	94.00	Entrant
18/11/2019 00:00	8	8	70.00	97.00	Sortant
17/11/2019 23:30	8	8	56.00	71.00	Entrant
17/11/2019 23:30	8	8	67.00	96.00	Sortant
17/11/2019 23:00	7	7	59.43	85.00	Entrant
17/11/2019 23:00	7	7	50.00	59.00	Sortant
17/11/2019 22:30	14	14	50.43	86.00	Entrant
17/11/2019 22:30	11	11	67.55	118.00	Sortant
17/11/2019 22:00	13	13	55.00	86.00	Entrant
17/11/2019 22:00	16	16	61.25	101.00	Sortant
17/11/2019 21:30	12	12	50.67	67.00	Entrant
17/11/2019 21:30	15	15	54.07	73.00	Sortant
17/11/2019 21:00	19	19	53.16	70.00	Entrant
17/11/2019 21:00	34	34	57.88	81.00	Sortant
17/11/2019 20:30	51	51	53.10	100.00	Entrant
17/11/2019 20:30	27	27	60.56	85.00	Sortant
17/11/2019 20:00	34	34	50.94	71.00	Entrant
17/11/2019 20:00	25	25	51.44	75.00	Sortant
17/11/2019 19:30	43	43	51.44	83.00	Entrant
17/11/2019 19:30	37	37	52.08	99.00	Sortant
17/11/2019 19:00	70	70	48.96	74.00	Entrant
17/11/2019 19:00	56	56	52.96	91.00	Sortant

Historique des mesures

Date	Nombre de relevés	Nombre véhicules	Vitesse moyenne	Vitesse maximale	Sens
17/11/2019 18:30	84	84	48.85	72.00	Entrant
17/11/2019 18:30	59	59	53.64	85.00	Sortant
17/11/2019 18:00	96	96	48.43	63.00	Entrant
17/11/2019 18:00	76	76	53.74	76.00	Sortant
17/11/2019 17:30	108	108	46.38	68.00	Entrant
17/11/2019 17:30	92	92	49.36	69.00	Sortant
17/11/2019 17:00	72	72	49.06	76.00	Entrant
17/11/2019 17:00	89	89	52.52	73.00	Sortant
17/11/2019 16:30	78	78	49.81	71.00	Entrant
17/11/2019 16:30	85	85	51.11	95.00	Sortant
17/11/2019 16:00	58	58	47.55	62.00	Entrant
17/11/2019 16:00	72	72	53.76	86.00	Sortant
17/11/2019 15:30	65	65	49.94	82.00	Entrant
17/11/2019 15:30	69	69	52.87	90.00	Sortant
17/11/2019 15:00	68	68	48.76	79.00	Entrant
17/11/2019 15:00	54	54	51.17	81.00	Sortant
17/11/2019 14:30	61	61	48.11	70.00	Entrant
17/11/2019 14:30	70	70	51.11	74.00	Sortant
17/11/2019 14:00	54	54	49.96	80.00	Entrant
17/11/2019 14:00	54	54	53.83	90.00	Sortant
17/11/2019 13:30	29	29	51.90	78.00	Entrant
17/11/2019 13:30	36	36	55.94	96.00	Sortant
17/11/2019 13:00	37	37	53.19	80.00	Entrant
17/11/2019 13:00	48	48	55.40	86.00	Sortant
17/11/2019 12:30	39	39	53.28	72.00	Entrant
17/11/2019 12:30	52	52	57.17	106.00	Sortant
17/11/2019 12:00	80	80	52.04	86.00	Entrant
17/11/2019 12:00	113	113	54.77	84.00	Sortant
17/11/2019 11:30	92	92	49.77	83.00	Entrant
17/11/2019 11:30	96	96	49.93	78.00	Sortant
17/11/2019 11:00	80	80	51.42	74.00	Entrant
17/11/2019 11:00	103	103	51.63	82.00	Sortant
17/11/2019 10:30	76	76	48.96	77.00	Entrant
17/11/2019 10:30	73	73	51.16	71.00	Sortant
17/11/2019 10:00	88	88	49.30	72.00	Entrant
17/11/2019 10:00	67	67	55.09	94.00	Sortant
17/11/2019 09:30	69	69	48.65	65.00	Entrant
17/11/2019 09:30	92	92	50.71	77.00	Sortant
17/11/2019 09:00	60	60	47.47	99.00	Entrant
17/11/2019 09:00	52	52	49.42	74.00	Sortant
17/11/2019 08:30	50	50	48.36	70.00	Entrant
17/11/2019 08:30	38	38	50.53	66.00	Sortant
17/11/2019 08:00	27	27	50.26	74.00	Entrant
17/11/2019 08:00	38	38	54.42	78.00	Sortant
17/11/2019 07:30	17	17	52.35	71.00	Entrant
17/11/2019 07:30	45	45	57.40	93.00	Sortant
17/11/2019 07:00	27	27	50.00	76.00	Entrant
17/11/2019 07:00	11	11	58.09	74.00	Sortant
17/11/2019 06:30	8	8	49.25	65.00	Entrant
17/11/2019 06:30	9	9	64.33	96.00	Sortant

Historique des mesures

Date	Nombre de relevés	Nombre véhicules	Vitesse moyenne	Vitesse maximale	Sens
17/11/2019 06:00	9	9	49.67	62.00	Entrant
17/11/2019 06:00	6	6	56.33	66.00	Sortant
17/11/2019 05:30	10	10	52.90	87.00	Entrant
17/11/2019 05:30	10	10	52.10	82.00	Sortant
17/11/2019 05:00	3	3	45.67	50.00	Entrant
17/11/2019 05:00	3	3	56.67	58.00	Sortant
17/11/2019 04:30	3	3	55.33	74.00	Entrant
17/11/2019 04:30	6	6	51.83	77.00	Sortant
17/11/2019 04:00	6	6	78.17	142.00	Entrant
17/11/2019 04:00	1	1	62.00	62.00	Sortant
17/11/2019 03:30	2	2	80.00	92.00	Entrant
17/11/2019 03:30	2	2	61.50	62.00	Sortant
17/11/2019 03:00	5	5	52.40	65.00	Entrant
17/11/2019 03:00	3	3	55.00	63.00	Sortant
17/11/2019 02:30	6	6	51.83	60.00	Entrant
17/11/2019 02:30	7	7	48.00	56.00	Sortant
17/11/2019 02:00	13	13	49.23	62.00	Entrant
17/11/2019 02:00	8	8	66.50	90.00	Sortant
17/11/2019 01:30	12	12	52.08	70.00	Entrant
17/11/2019 01:30	11	11	64.55	96.00	Sortant
17/11/2019 01:00	14	14	48.29	63.00	Entrant
17/11/2019 01:00	10	10	56.80	95.00	Sortant
17/11/2019 00:30	19	19	50.16	71.00	Entrant
17/11/2019 00:30	13	13	47.15	68.00	Sortant
17/11/2019 00:00	9	9	53.44	94.00	Entrant
17/11/2019 00:00	21	21	54.86	83.00	Sortant
16/11/2019 23:30	15	15	52.00	69.00	Entrant
16/11/2019 23:30	19	19	53.21	70.00	Sortant
16/11/2019 23:00	20	20	53.30	81.00	Entrant
16/11/2019 23:00	17	17	53.41	71.00	Sortant
16/11/2019 22:30	21	21	48.62	67.00	Entrant
16/11/2019 22:30	29	29	53.86	85.00	Sortant
16/11/2019 22:00	10	10	55.10	80.00	Entrant
16/11/2019 22:00	15	15	55.73	72.00	Sortant
16/11/2019 21:30	19	19	48.58	72.00	Entrant
16/11/2019 21:30	16	16	56.19	85.00	Sortant
16/11/2019 21:00	27	27	54.26	76.00	Entrant
16/11/2019 21:00	29	29	56.69	93.00	Sortant
16/11/2019 20:30	28	28	51.43	68.00	Entrant
16/11/2019 20:30	27	27	53.30	80.00	Sortant
16/11/2019 20:00	45	45	49.47	69.00	Entrant
16/11/2019 20:00	39	39	54.15	70.00	Sortant
16/11/2019 19:30	51	51	50.92	83.00	Entrant
16/11/2019 19:30	43	43	50.19	70.00	Sortant
16/11/2019 19:00	71	71	49.41	88.00	Entrant
16/11/2019 19:00	80	80	52.15	84.00	Sortant
16/11/2019 18:30	98	98	48.96	72.00	Entrant
16/11/2019 18:30	83	83	52.11	81.00	Sortant
16/11/2019 18:00	96	96	47.45	84.00	Entrant
16/11/2019 18:00	83	83	51.37	79.00	Sortant

Historique des mesures

Date	Nombre de relevés	Nombre véhicules	Vitesse moyenne	Vitesse maximale	Sens
16/11/2019 17:30	99	99	47.76	66.00	Entrant
16/11/2019 17:30	105	105	50.00	73.00	Sortant
16/11/2019 17:00	102	102	47.48	66.00	Entrant
16/11/2019 17:00	124	124	52.25	95.00	Sortant
16/11/2019 16:30	113	113	46.94	66.00	Entrant
16/11/2019 16:30	103	103	50.55	75.00	Sortant
16/11/2019 16:00	134	134	46.84	67.00	Entrant
16/11/2019 16:00	89	89	51.18	81.00	Sortant
16/11/2019 15:30	109	109	48.15	78.00	Entrant
16/11/2019 15:30	108	108	51.82	82.00	Sortant
16/11/2019 15:00	87	87	46.15	64.00	Entrant
16/11/2019 15:00	111	111	52.42	68.00	Sortant
16/11/2019 14:30	98	98	49.05	78.00	Entrant
16/11/2019 14:30	96	96	52.31	72.00	Sortant
16/11/2019 14:00	100	100	49.82	67.00	Entrant
16/11/2019 14:00	103	103	51.68	84.00	Sortant
16/11/2019 13:30	95	95	48.75	117.00	Entrant
16/11/2019 13:30	123	123	50.89	72.00	Sortant
16/11/2019 13:00	98	98	51.52	74.00	Entrant
16/11/2019 13:00	77	77	52.69	87.00	Sortant
16/11/2019 12:30	81	81	51.56	71.00	Entrant
16/11/2019 12:30	95	95	55.63	142.00	Sortant
16/11/2019 12:00	104	104	50.62	74.00	Entrant
16/11/2019 12:00	118	118	53.20	80.00	Sortant
16/11/2019 11:30	100	100	49.51	73.00	Entrant
16/11/2019 11:30	123	123	53.61	80.00	Sortant
16/11/2019 11:00	106	106	47.55	66.00	Entrant
16/11/2019 11:00	121	121	52.36	106.00	Sortant
16/11/2019 10:30	121	121	49.04	87.00	Entrant
16/11/2019 10:30	114	114	52.73	106.00	Sortant
16/11/2019 10:00	132	132	48.52	68.00	Entrant
16/11/2019 10:00	84	84	52.00	75.00	Sortant
16/11/2019 09:30	101	101	46.91	72.00	Entrant
16/11/2019 09:30	105	105	51.70	68.00	Sortant
16/11/2019 09:00	95	95	48.88	71.00	Entrant
16/11/2019 09:00	102	102	52.33	89.00	Sortant
16/11/2019 08:30	92	92	49.60	89.00	Entrant
16/11/2019 08:30	58	58	57.31	121.00	Sortant
16/11/2019 08:00	66	66	48.62	78.00	Entrant
16/11/2019 08:00	54	54	59.85	130.00	Sortant
16/11/2019 07:30	35	35	50.49	82.00	Entrant
16/11/2019 07:30	42	42	55.26	77.00	Sortant
16/11/2019 07:00	23	23	50.74	69.00	Entrant
16/11/2019 07:00	48	48	58.83	77.00	Sortant
16/11/2019 06:30	18	18	52.28	70.00	Entrant
16/11/2019 06:30	19	19	55.58	88.00	Sortant
16/11/2019 06:00	15	15	54.13	67.00	Entrant
16/11/2019 06:00	18	18	62.61	118.00	Sortant
16/11/2019 05:30	16	16	56.38	99.00	Entrant
16/11/2019 05:30	8	8	67.25	85.00	Sortant

Historique des mesures

Date	Nombre de relevés	Nombre véhicules	Vitesse moyenne	Vitesse maximale	Sens
16/11/2019 05:00	4	4	39.75	47.00	Entrant
16/11/2019 05:00	12	12	61.33	84.00	Sortant
16/11/2019 04:30	11	11	68.09	98.00	Entrant
16/11/2019 04:30	6	6	52.00	79.00	Sortant
16/11/2019 04:00	1	1	58.00	58.00	Entrant
16/11/2019 04:00	7	7	52.57	78.00	Sortant
16/11/2019 03:30	4	4	66.50	78.00	Entrant
16/11/2019 03:30	2	2	73.00	86.00	Sortant
16/11/2019 03:00	8	8	53.25	75.00	Entrant
16/11/2019 03:00	2	2	73.50	75.00	Sortant
16/11/2019 02:30	1	1	65.00	65.00	Entrant
16/11/2019 02:30	3	3	52.67	71.00	Sortant
16/11/2019 02:00	5	5	51.80	80.00	Entrant
16/11/2019 02:00	5	5	48.80	58.00	Sortant
16/11/2019 01:30	6	6	60.00	71.00	Entrant
16/11/2019 01:30	3	3	59.67	66.00	Sortant
16/11/2019 01:00	13	13	53.77	79.00	Entrant
16/11/2019 01:00	7	7	73.14	103.00	Sortant
16/11/2019 00:30	10	10	51.60	73.00	Entrant
16/11/2019 00:30	8	8	56.75	74.00	Sortant
16/11/2019 00:00	12	12	54.17	73.00	Entrant
16/11/2019 00:00	18	18	58.61	92.00	Sortant
15/11/2019 23:30	7	7	54.71	65.00	Entrant
15/11/2019 23:30	10	10	58.10	71.00	Sortant
15/11/2019 23:00	13	13	48.31	59.00	Entrant
15/11/2019 23:00	27	27	57.44	74.00	Sortant
15/11/2019 22:30	10	10	50.40	64.00	Entrant
15/11/2019 22:30	8	8	58.25	84.00	Sortant
15/11/2019 22:00	14	14	53.36	75.00	Entrant
15/11/2019 22:00	17	17	56.18	69.00	Sortant
15/11/2019 21:30	32	32	53.75	74.00	Entrant
15/11/2019 21:30	20	20	66.75	109.00	Sortant
15/11/2019 21:00	29	29	49.86	64.00	Entrant
15/11/2019 21:00	36	36	53.72	69.00	Sortant
15/11/2019 20:30	38	38	51.08	86.00	Entrant
15/11/2019 20:30	41	41	55.10	79.00	Sortant
15/11/2019 20:00	54	54	49.94	79.00	Entrant
15/11/2019 20:00	59	59	51.39	84.00	Sortant
15/11/2019 19:30	78	78	50.03	88.00	Entrant
15/11/2019 19:30	67	67	55.87	99.00	Sortant
15/11/2019 19:00	96	96	49.56	84.00	Entrant
15/11/2019 19:00	119	119	52.05	91.00	Sortant
15/11/2019 18:30	132	132	48.06	82.00	Entrant
15/11/2019 18:30	109	109	51.02	86.00	Sortant
15/11/2019 18:00	178	178	47.24	76.00	Entrant
15/11/2019 18:00	107	107	50.80	91.00	Sortant
15/11/2019 17:30	220	220	46.80	66.00	Entrant
15/11/2019 17:30	138	138	50.21	102.00	Sortant
15/11/2019 17:00	187	187	47.59	72.00	Entrant
15/11/2019 17:00	128	128	50.98	68.00	Sortant

Historique des mesures

Date	Nombre de relevés	Nombre véhicules	Vitesse moyenne	Vitesse maximale	Sens
15/11/2019 16:30	159	159	47.42	84.00	Entrant
15/11/2019 16:30	155	155	49.81	74.00	Sortant
15/11/2019 16:00	182	182	48.60	70.00	Entrant
15/11/2019 16:00	120	120	52.79	78.00	Sortant
15/11/2019 15:30	140	140	48.21	77.00	Entrant
15/11/2019 15:30	104	104	52.01	69.00	Sortant
15/11/2019 15:00	99	99	49.09	82.00	Entrant
15/11/2019 15:00	115	115	52.12	77.00	Sortant
15/11/2019 14:30	93	93	50.10	66.00	Entrant
15/11/2019 14:30	73	73	49.96	110.00	Sortant
15/11/2019 14:00	112	112	50.51	86.00	Entrant
15/11/2019 14:00	93	93	52.16	73.00	Sortant
15/11/2019 13:30	101	101	50.20	82.00	Entrant
15/11/2019 13:30	89	89	53.00	78.00	Sortant
15/11/2019 13:00	74	74	51.95	75.00	Entrant
15/11/2019 13:00	78	78	52.21	68.00	Sortant
15/11/2019 12:30	76	76	54.07	84.00	Entrant
15/11/2019 12:30	67	67	52.16	71.00	Sortant
15/11/2019 12:00	120	120	52.11	74.00	Entrant
15/11/2019 12:00	110	110	51.04	102.00	Sortant
15/11/2019 11:30	115	115	50.57	73.00	Entrant
15/11/2019 11:30	108	108	53.05	130.00	Sortant
15/11/2019 11:00	79	79	48.53	66.00	Entrant
15/11/2019 11:00	89	89	51.19	103.00	Sortant
15/11/2019 10:30	81	81	49.68	92.00	Entrant
15/11/2019 10:30	82	82	50.91	95.00	Sortant
15/11/2019 10:00	87	87	48.26	64.00	Entrant
15/11/2019 10:00	84	84	55.21	124.00	Sortant
15/11/2019 09:30	123	123	48.00	71.00	Entrant
15/11/2019 09:30	82	82	50.39	75.00	Sortant
15/11/2019 09:00	105	105	47.87	64.00	Entrant
15/11/2019 09:00	113	113	51.83	115.00	Sortant
15/11/2019 08:30	117	117	47.94	68.00	Entrant
15/11/2019 08:30	142	142	52.47	100.00	Sortant
15/11/2019 08:00	130	130	49.26	83.00	Entrant
15/11/2019 08:00	178	178	53.66	117.00	Sortant
15/11/2019 07:30	81	81	48.56	71.00	Entrant
15/11/2019 07:30	232	232	53.73	116.00	Sortant
15/11/2019 07:00	54	54	49.57	72.00	Entrant
15/11/2019 07:00	196	196	53.80	75.00	Sortant
15/11/2019 06:30	53	53	52.25	85.00	Entrant
15/11/2019 06:30	112	112	56.29	80.00	Sortant
15/11/2019 06:00	31	31	50.68	86.00	Entrant
15/11/2019 06:00	45	45	57.40	92.00	Sortant
15/11/2019 05:30	25	25	54.96	75.00	Entrant
15/11/2019 05:30	27	27	52.26	71.00	Sortant
15/11/2019 05:00	9	9	50.00	66.00	Entrant
15/11/2019 05:00	10	10	50.90	72.00	Sortant
15/11/2019 04:30	11	11	63.18	82.00	Entrant
15/11/2019 04:30	3	3	58.67	63.00	Sortant

Historique des mesures

Date	Nombre de relevés	Nombre véhicules	Vitesse moyenne	Vitesse maximale	Sens
15/11/2019 04:00	10	10	55.00	76.00	Entrant
15/11/2019 04:00	4	4	60.25	75.00	Sortant
15/11/2019 03:30	3	3	60.33	69.00	Entrant
15/11/2019 03:00	3	3	55.67	60.00	Sortant
15/11/2019 03:00	4	4	41.25	43.00	Entrant
15/11/2019 02:30	1	1	64.00	64.00	Entrant
15/11/2019 02:30	3	3	49.00	52.00	Sortant
15/11/2019 02:00	3	3	57.00	69.00	Entrant
15/11/2019 01:30	2	2	39.50	55.00	Sortant
15/11/2019 01:30	2	2	48.50	63.00	Entrant
15/11/2019 01:00	2	2	61.50	69.00	Entrant
15/11/2019 00:30	1	1	42.00	42.00	Sortant
15/11/2019 00:30	3	3	45.33	53.00	Entrant
15/11/2019 00:00	3	3	50.00	53.00	Entrant
15/11/2019 00:00	1	1	57.00	57.00	Sortant
14/11/2019 23:30	6	6	44.67	51.00	Entrant
14/11/2019 23:30	10	10	54.90	72.00	Sortant
14/11/2019 23:00	9	9	52.78	69.00	Entrant
14/11/2019 23:00	5	5	54.60	59.00	Sortant
14/11/2019 22:30	15	15	53.73	93.00	Entrant
14/11/2019 22:30	11	11	51.73	70.00	Sortant
14/11/2019 22:00	14	14	47.93	56.00	Entrant
14/11/2019 22:00	5	5	53.80	66.00	Sortant
14/11/2019 21:30	12	12	49.42	61.00	Entrant
14/11/2019 21:30	14	14	53.29	73.00	Sortant
14/11/2019 21:00	19	19	53.32	80.00	Entrant
14/11/2019 21:00	29	29	55.55	85.00	Sortant
14/11/2019 20:30	32	32	50.03	67.00	Entrant
14/11/2019 20:30	21	21	57.19	82.00	Sortant
14/11/2019 20:00	44	44	49.55	67.00	Entrant
14/11/2019 20:00	40	40	50.88	72.00	Sortant
14/11/2019 19:30	97	97	48.19	74.00	Entrant
14/11/2019 19:30	83	83	53.61	79.00	Sortant
14/11/2019 19:00	132	132	50.61	79.00	Entrant
14/11/2019 19:00	87	87	51.00	76.00	Sortant
14/11/2019 18:30	165	165	47.42	69.00	Entrant
14/11/2019 18:30	120	120	51.36	85.00	Sortant
14/11/2019 18:00	159	159	48.61	70.00	Entrant
14/11/2019 18:00	116	116	48.81	93.00	Sortant
14/11/2019 17:30	197	197	46.46	67.00	Entrant
14/11/2019 17:30	141	141	50.05	101.00	Sortant
14/11/2019 17:00	189	189	48.22	70.00	Entrant
14/11/2019 17:00	138	138	51.54	109.00	Sortant
14/11/2019 16:30	160	160	47.52	79.00	Entrant
14/11/2019 16:30	142	142	49.94	87.00	Sortant
14/11/2019 16:00	168	168	47.39	83.00	Entrant
14/11/2019 16:00	120	120	50.64	112.00	Sortant
14/11/2019 15:30	117	117	48.11	66.00	Entrant
14/11/2019 15:30	106	106	52.87	114.00	Sortant
14/11/2019 15:00	68	68	48.59	68.00	Entrant

Historique des mesures

Date	Nombre de relevés	Nombre véhicules	Vitesse moyenne	Vitesse maximale	Sens
14/11/2019 15:00	92	92	51.07	90.00	Sortant
14/11/2019 14:30	72	72	48.10	66.00	Entrant
14/11/2019 14:30	78	78	52.26	92.00	Sortant
14/11/2019 14:00	86	86	49.51	73.00	Entrant
14/11/2019 14:00	105	105	52.65	112.00	Sortant
14/11/2019 13:30	89	89	50.49	76.00	Entrant
14/11/2019 13:30	82	82	55.87	121.00	Sortant
14/11/2019 13:00	77	77	49.14	76.00	Entrant
14/11/2019 13:00	78	78	53.41	105.00	Sortant
14/11/2019 12:30	67	67	49.36	65.00	Entrant
14/11/2019 12:30	80	80	54.02	109.00	Sortant
14/11/2019 12:00	93	93	49.62	69.00	Entrant
14/11/2019 12:00	83	83	53.06	99.00	Sortant
14/11/2019 11:30	83	83	46.75	70.00	Entrant
14/11/2019 11:30	104	104	50.98	67.00	Sortant
14/11/2019 11:00	86	86	48.09	67.00	Entrant
14/11/2019 11:00	89	89	49.28	80.00	Sortant
14/11/2019 10:30	82	82	48.48	72.00	Entrant
14/11/2019 10:30	91	91	51.49	100.00	Sortant
14/11/2019 10:00	113	113	48.28	76.00	Entrant
14/11/2019 10:00	97	97	52.39	92.00	Sortant
14/11/2019 09:30	88	88	47.30	75.00	Entrant
14/11/2019 09:30	107	107	52.60	83.00	Sortant
14/11/2019 09:00	120	120	47.64	86.00	Entrant
14/11/2019 09:00	97	97	52.93	97.00	Sortant
14/11/2019 08:30	122	122	48.37	91.00	Entrant
14/11/2019 08:30	143	143	51.11	74.00	Sortant
14/11/2019 08:00	151	151	48.32	102.00	Entrant
14/11/2019 08:00	191	191	52.62	100.00	Sortant
14/11/2019 07:30	98	98	49.00	71.00	Entrant
14/11/2019 07:30	220	220	52.53	105.00	Sortant
14/11/2019 07:00	52	52	49.21	75.00	Entrant
14/11/2019 07:00	231	231	51.29	74.00	Sortant
14/11/2019 06:30	48	48	50.04	68.00	Entrant
14/11/2019 06:30	109	109	54.10	81.00	Sortant
14/11/2019 06:00	32	32	51.44	74.00	Entrant
14/11/2019 06:00	56	56	56.59	80.00	Sortant
14/11/2019 05:30	21	21	52.00	70.00	Entrant
14/11/2019 05:30	24	24	58.54	83.00	Sortant
14/11/2019 05:00	12	12	53.50	71.00	Entrant
14/11/2019 05:00	12	12	61.17	89.00	Sortant
14/11/2019 04:30	17	17	58.94	73.00	Entrant
14/11/2019 04:30	11	11	55.00	73.00	Sortant
14/11/2019 04:00	7	7	61.14	87.00	Entrant
14/11/2019 04:00	6	6	54.50	66.00	Sortant
14/11/2019 03:30	7	7	49.57	72.00	Entrant
14/11/2019 03:00	7	7	80.71	86.00	Sortant
14/11/2019 03:00	1	1	66.00	66.00	Entrant
14/11/2019 02:30	2	2	65.50	67.00	Sortant
14/11/2019 02:00	4	4	50.75	55.00	Entrant

Historique des mesures

Date	Nombre de relevés	Nombre véhicules	Vitesse moyenne	Vitesse maximale	Sens
14/11/2019 02:00	1	1	68.00	68.00	Sortant
14/11/2019 01:30	1	1	102.00	102.00	Entrant
14/11/2019 01:30	3	3	57.00	64.00	Sortant
14/11/2019 01:00	5	5	72.60	107.00	Entrant
14/11/2019 01:00	2	2	106.50	107.00	Sortant
14/11/2019 00:30	4	4	58.75	71.00	Entrant
14/11/2019 00:30	4	4	58.75	78.00	Sortant
14/11/2019 00:00	5	5	55.20	71.00	Entrant
14/11/2019 00:00	3	3	67.67	87.00	Sortant
13/11/2019 23:30	9	9	48.22	67.00	Entrant
13/11/2019 23:30	1	1	86.00	86.00	Sortant
13/11/2019 23:00	6	6	53.00	70.00	Entrant
13/11/2019 23:00	8	8	53.38	63.00	Sortant
13/11/2019 22:30	6	6	49.17	77.00	Entrant
13/11/2019 22:30	8	8	54.12	60.00	Sortant
13/11/2019 22:00	14	14	56.07	87.00	Entrant
13/11/2019 22:00	18	18	56.06	64.00	Sortant
13/11/2019 21:30	15	15	48.67	64.00	Entrant
13/11/2019 21:30	23	23	56.26	73.00	Sortant
13/11/2019 21:00	22	22	48.55	77.00	Entrant
13/11/2019 21:00	32	32	60.56	94.00	Sortant
13/11/2019 20:30	45	45	48.16	66.00	Entrant
13/11/2019 20:30	23	23	60.48	83.00	Sortant
13/11/2019 20:00	52	52	50.52	64.00	Entrant
13/11/2019 20:00	48	48	55.35	82.00	Sortant
13/11/2019 19:30	55	55	50.49	84.00	Entrant
13/11/2019 19:30	79	79	55.63	112.00	Sortant
13/11/2019 19:00	81	81	48.62	73.00	Entrant
13/11/2019 19:00	80	80	54.49	81.00	Sortant
13/11/2019 18:30	159	159	47.30	63.00	Entrant
13/11/2019 18:30	110	110	51.69	78.00	Sortant
13/11/2019 18:00	188	188	46.58	89.00	Entrant
13/11/2019 18:00	134	134	48.22	72.00	Sortant
13/11/2019 17:30	221	221	46.41	76.00	Entrant
13/11/2019 17:30	118	118	50.47	76.00	Sortant
13/11/2019 17:00	198	198	47.26	68.00	Entrant
13/11/2019 17:00	136	136	51.86	94.00	Sortant
13/11/2019 16:30	140	140	48.64	65.00	Entrant
13/11/2019 16:30	127	127	50.05	67.00	Sortant
13/11/2019 16:00	169	169	48.01	75.00	Entrant
13/11/2019 16:00	119	119	49.95	76.00	Sortant
13/11/2019 15:30	145	145	49.75	74.00	Entrant
13/11/2019 15:30	89	89	50.21	70.00	Sortant
13/11/2019 15:00	94	94	48.79	72.00	Entrant
13/11/2019 15:00	121	121	50.97	94.00	Sortant
13/11/2019 14:30	111	111	48.36	70.00	Entrant
13/11/2019 14:30	89	89	50.40	73.00	Sortant
13/11/2019 14:00	112	112	46.04	72.00	Entrant
13/11/2019 14:00	92	92	52.76	72.00	Sortant
13/11/2019 13:30	92	92	48.88	70.00	Entrant

Historique des mesures

Date	Nombre de relevés	Nombre véhicules	Vitesse moyenne	Vitesse maximale	Sens
13/11/2019 13:30	82	82	51.96	85.00	Sortant
13/11/2019 13:00	98	98	48.64	82.00	Entrant
13/11/2019 13:00	91	91	53.46	85.00	Sortant
13/11/2019 12:30	85	85	51.56	72.00	Entrant
13/11/2019 12:30	73	73	54.21	100.00	Sortant
13/11/2019 12:00	90	90	49.48	80.00	Entrant
13/11/2019 12:00	114	114	54.62	103.00	Sortant
13/11/2019 11:30	92	92	53.48	89.00	Entrant
13/11/2019 11:30	89	89	51.16	79.00	Sortant
13/11/2019 11:00	85	85	47.60	67.00	Entrant
13/11/2019 11:00	106	106	50.50	86.00	Sortant
13/11/2019 10:30	94	94	48.06	64.00	Entrant
13/11/2019 10:30	88	88	49.11	86.00	Sortant
13/11/2019 10:00	102	102	48.39	73.00	Entrant
13/11/2019 10:00	98	98	51.53	99.00	Sortant
13/11/2019 09:30	88	88	49.00	66.00	Entrant
13/11/2019 09:30	117	117	49.90	111.00	Sortant
13/11/2019 09:00	89	89	49.02	72.00	Entrant
13/11/2019 09:00	91	91	52.59	110.00	Sortant
13/11/2019 08:30	112	112	48.13	83.00	Entrant
13/11/2019 08:30	139	139	52.25	76.00	Sortant
13/11/2019 08:00	103	103	50.53	71.00	Entrant
13/11/2019 08:00	166	166	53.89	91.00	Sortant
13/11/2019 07:30	102	102	50.17	65.00	Entrant
13/11/2019 07:30	200	200	52.45	120.00	Sortant
13/11/2019 07:00	48	48	50.27	77.00	Entrant
13/11/2019 07:00	189	189	52.88	80.00	Sortant
13/11/2019 06:30	53	53	48.72	72.00	Entrant
13/11/2019 06:30	148	148	53.64	152.00	Sortant
13/11/2019 06:00	30	30	53.63	80.00	Entrant
13/11/2019 06:00	57	57	59.21	83.00	Sortant
13/11/2019 05:30	28	28	53.43	86.00	Entrant
13/11/2019 05:30	19	19	56.00	73.00	Sortant
13/11/2019 05:00	13	13	50.77	71.00	Entrant
13/11/2019 05:00	11	11	53.00	77.00	Sortant
13/11/2019 04:30	16	16	62.50	86.00	Entrant
13/11/2019 04:30	9	9	62.22	93.00	Sortant
13/11/2019 04:00	7	7	60.00	91.00	Entrant
13/11/2019 04:00	5	5	53.00	62.00	Sortant
13/11/2019 03:30	7	7	55.86	70.00	Entrant
13/11/2019 03:30	4	4	46.00	49.00	Sortant
13/11/2019 03:00	4	4	74.75	83.00	Sortant
13/11/2019 02:30	3	3	53.33	65.00	Entrant
13/11/2019 02:00	1	1	47.00	47.00	Entrant
13/11/2019 01:30	5	5	84.60	104.00	Sortant
13/11/2019 01:30	2	2	48.50	60.00	Entrant
13/11/2019 01:00	1	1	58.00	58.00	Entrant
13/11/2019 01:00	2	2	59.50	61.00	Sortant
13/11/2019 00:30	3	3	52.00	61.00	Entrant
13/11/2019 00:30	1	1	75.00	75.00	Sortant

Historique des mesures

Date	Nombre de relevés	Nombre véhicules	Vitesse moyenne	Vitesse maximale	Sens
13/11/2019 00:00	2	2	54.00	55.00	Entrant
13/11/2019 00:00	6	6	60.33	69.00	Sortant
12/11/2019 23:30	7	7	49.14	65.00	Entrant
12/11/2019 23:30	3	3	46.00	53.00	Sortant
12/11/2019 23:00	4	4	55.50	64.00	Entrant
12/11/2019 23:00	8	8	62.38	73.00	Sortant
12/11/2019 22:30	10	10	46.10	54.00	Entrant
12/11/2019 22:30	9	9	57.56	76.00	Sortant
12/11/2019 22:00	13	13	51.46	74.00	Entrant
12/11/2019 22:00	10	10	60.30	80.00	Sortant
12/11/2019 21:30	15	15	49.93	65.00	Entrant
12/11/2019 21:30	17	17	61.18	82.00	Sortant
12/11/2019 21:00	19	19	56.11	90.00	Entrant
12/11/2019 21:00	27	27	58.81	92.00	Sortant
12/11/2019 20:30	41	41	48.90	70.00	Entrant
12/11/2019 20:30	22	22	57.64	71.00	Sortant
12/11/2019 20:00	52	52	50.44	72.00	Entrant
12/11/2019 20:00	37	37	52.22	79.00	Sortant
12/11/2019 19:30	70	70	49.66	71.00	Entrant
12/11/2019 19:30	61	61	55.23	87.00	Sortant
12/11/2019 19:00	80	80	47.70	76.00	Entrant
12/11/2019 19:00	61	61	53.97	87.00	Sortant
12/11/2019 18:30	124	124	47.92	84.00	Entrant
12/11/2019 18:30	100	100	50.10	98.00	Sortant
12/11/2019 18:00	174	174	46.57	63.00	Entrant
12/11/2019 18:00	113	113	50.95	79.00	Sortant
12/11/2019 17:30	236	236	47.10	66.00	Entrant
12/11/2019 17:30	114	114	49.59	85.00	Sortant
12/11/2019 17:00	199	199	47.96	79.00	Entrant
12/11/2019 17:00	127	127	50.60	73.00	Sortant
12/11/2019 16:30	176	176	47.99	74.00	Entrant
12/11/2019 16:30	155	155	49.31	77.00	Sortant
12/11/2019 16:00	179	179	47.61	71.00	Entrant
12/11/2019 16:00	125	125	52.30	107.00	Sortant
12/11/2019 15:30	128	128	47.33	71.00	Entrant
12/11/2019 15:30	100	100	51.45	102.00	Sortant
12/11/2019 15:00	94	94	47.68	73.00	Entrant
12/11/2019 15:00	83	83	51.27	76.00	Sortant
12/11/2019 14:30	87	87	46.87	61.00	Entrant
12/11/2019 14:30	113	113	51.73	105.00	Sortant
12/11/2019 14:00	92	92	48.87	74.00	Entrant
12/11/2019 14:00	100	100	51.75	81.00	Sortant
12/11/2019 13:30	94	94	50.32	69.00	Entrant
12/11/2019 13:30	95	95	53.48	80.00	Sortant
12/11/2019 13:00	71	71	49.83	71.00	Entrant
12/11/2019 13:00	64	64	57.22	80.00	Sortant
12/11/2019 12:30	68	68	50.47	70.00	Entrant
12/11/2019 12:30	66	66	55.64	75.00	Sortant
12/11/2019 12:00	92	92	49.80	70.00	Entrant
12/11/2019 12:00	104	104	53.38	104.00	Sortant

Historique des mesures

Date	Nombre de relevés	Nombre véhicules	Vitesse moyenne	Vitesse maximale	Sens
12/11/2019 11:30	91	91	49.21	101.00	Entrant
12/11/2019 11:30	83	83	50.87	70.00	Sortant
12/11/2019 11:00	103	103	48.49	70.00	Entrant
12/11/2019 11:00	95	95	52.13	101.00	Sortant
12/11/2019 10:30	89	89	47.76	67.00	Entrant
12/11/2019 10:30	88	88	50.45	77.00	Sortant
12/11/2019 10:00	67	67	46.87	71.00	Entrant
12/11/2019 10:00	107	107	50.77	121.00	Sortant
12/11/2019 09:30	80	80	50.15	76.00	Entrant
12/11/2019 09:30	95	95	51.45	94.00	Sortant
12/11/2019 09:00	103	103	47.74	71.00	Entrant
12/11/2019 09:00	92	92	54.66	83.00	Sortant
12/11/2019 08:30	127	127	49.87	72.00	Entrant
12/11/2019 08:30	186	186	53.11	95.00	Sortant
12/11/2019 08:00	136	136	48.81	80.00	Entrant
12/11/2019 08:00	206	206	52.93	101.00	Sortant
12/11/2019 07:30	95	95	50.47	79.00	Entrant
12/11/2019 07:30	238	238	51.79	84.00	Sortant
12/11/2019 07:00	69	69	50.97	80.00	Entrant
12/11/2019 07:00	195	195	51.92	116.00	Sortant
12/11/2019 06:30	57	57	49.30	62.00	Entrant
12/11/2019 06:30	140	140	55.66	101.00	Sortant
12/11/2019 06:00	47	47	53.79	96.00	Entrant
12/11/2019 06:00	57	57	54.79	95.00	Sortant
12/11/2019 05:30	25	25	54.16	81.00	Entrant
12/11/2019 05:30	28	28	61.39	87.00	Sortant
12/11/2019 05:00	3	3	74.33	82.00	Entrant
12/11/2019 05:00	18	18	55.61	100.00	Sortant
12/11/2019 04:30	12	12	65.33	82.00	Entrant
12/11/2019 04:30	11	11	67.45	95.00	Sortant
12/11/2019 04:00	4	4	58.25	63.00	Entrant
12/11/2019 04:00	8	8	66.00	87.00	Sortant
12/11/2019 03:30	4	4	65.50	80.00	Entrant
12/11/2019 03:30	4	4	54.50	68.00	Sortant
12/11/2019 03:00	4	4	57.50	71.00	Sortant
12/11/2019 02:30	1	1	43.00	43.00	Entrant
12/11/2019 02:00	1	1	47.00	47.00	Entrant
12/11/2019 01:30	1	1	43.00	43.00	Sortant
12/11/2019 01:30	1	1	34.00	34.00	Entrant
12/11/2019 01:00	1	1	52.00	52.00	Entrant
12/11/2019 01:00	2	2	54.50	63.00	Sortant
12/11/2019 00:30	2	2	46.50	49.00	Entrant
12/11/2019 00:30	2	2	62.00	62.00	Sortant
12/11/2019 00:00	6	6	64.00	91.00	Entrant
12/11/2019 00:00	4	4	66.75	72.00	Sortant
11/11/2019 23:30	3	3	60.67	71.00	Entrant
11/11/2019 23:30	2	2	71.50	82.00	Sortant
11/11/2019 23:00	5	5	60.20	75.00	Entrant
11/11/2019 23:00	7	7	54.14	70.00	Sortant
11/11/2019 22:30	11	11	47.82	64.00	Entrant

Historique des mesures

Date	Nombre de relevés	Nombre véhicules	Vitesse moyenne	Vitesse maximale	Sens
11/11/2019 22:30	4	4	63.25	75.00	Sortant
11/11/2019 22:00	16	16	51.44	62.00	Entrant
11/11/2019 22:00	11	11	50.00	61.00	Sortant
11/11/2019 21:30	25	25	50.76	74.00	Entrant
11/11/2019 21:30	11	11	48.64	78.00	Sortant
11/11/2019 21:00	27	27	52.67	83.00	Entrant
11/11/2019 21:00	26	26	56.54	76.00	Sortant
11/11/2019 20:30	34	34	50.47	68.00	Entrant
11/11/2019 20:30	18	18	54.94	74.00	Sortant
11/11/2019 20:00	38	38	52.97	91.00	Entrant
11/11/2019 20:00	41	41	51.90	71.00	Sortant
11/11/2019 19:30	52	52	49.54	65.00	Entrant
11/11/2019 19:30	57	57	55.60	85.00	Sortant
11/11/2019 19:00	59	59	50.75	80.00	Entrant
11/11/2019 19:00	48	48	53.19	84.00	Sortant
11/11/2019 18:30	66	66	50.45	67.00	Entrant
11/11/2019 18:30	66	66	49.94	73.00	Sortant
11/11/2019 18:00	99	99	47.92	80.00	Entrant
11/11/2019 18:00	70	70	52.80	81.00	Sortant
11/11/2019 17:30	84	84	48.27	70.00	Entrant
11/11/2019 17:30	73	73	51.85	84.00	Sortant
11/11/2019 17:00	80	80	48.76	68.00	Entrant
11/11/2019 17:00	85	85	50.01	79.00	Sortant
11/11/2019 16:30	93	93	47.86	78.00	Entrant
11/11/2019 16:30	104	104	52.59	95.00	Sortant
11/11/2019 16:00	91	91	49.67	65.00	Entrant
11/11/2019 16:00	85	85	49.16	72.00	Sortant
11/11/2019 15:30	78	78	50.86	69.00	Entrant
11/11/2019 15:30	83	83	52.17	77.00	Sortant
11/11/2019 15:00	87	87	49.14	72.00	Entrant
11/11/2019 15:00	82	82	51.87	93.00	Sortant
11/11/2019 14:30	75	75	49.63	77.00	Entrant
11/11/2019 14:30	75	75	52.36	90.00	Sortant
11/11/2019 14:00	76	76	47.05	67.00	Entrant
11/11/2019 14:00	77	77	51.40	82.00	Sortant
11/11/2019 13:30	50	50	54.34	99.00	Entrant
11/11/2019 13:30	69	69	55.28	95.00	Sortant
11/11/2019 13:00	54	54	52.28	68.00	Entrant
11/11/2019 13:00	72	72	56.50	144.00	Sortant
11/11/2019 12:30	63	63	49.67	70.00	Entrant
11/11/2019 12:30	52	52	50.75	70.00	Sortant
11/11/2019 12:00	68	68	51.03	81.00	Entrant
11/11/2019 12:00	98	98	51.94	72.00	Sortant
11/11/2019 11:30	92	92	53.36	78.00	Entrant
11/11/2019 11:30	88	88	56.00	90.00	Sortant
11/11/2019 11:00	107	107	49.07	68.00	Entrant
11/11/2019 11:00	93	93	53.72	88.00	Sortant
11/11/2019 10:30	90	90	49.22	75.00	Entrant
11/11/2019 10:30	93	93	51.18	73.00	Sortant
11/11/2019 10:00	95	95	50.24	67.00	Entrant

Historique des mesures

Date	Nombre de relevés	Nombre véhicules	Vitesse moyenne	Vitesse maximale	Sens
11/11/2019 10:00	98	98	51.32	87.00	Sortant
11/11/2019 09:30	67	67	50.06	64.00	Entrant
11/11/2019 09:30	98	98	53.06	71.00	Sortant
11/11/2019 09:00	66	66	50.12	72.00	Entrant
11/11/2019 09:00	59	59	55.41	77.00	Sortant
11/11/2019 08:30	41	41	49.51	71.00	Entrant
11/11/2019 08:30	46	46	56.78	85.00	Sortant
11/11/2019 08:00	31	31	51.39	72.00	Entrant
11/11/2019 08:00	32	32	58.53	76.00	Sortant
11/11/2019 07:30	27	27	53.48	86.00	Entrant
11/11/2019 07:30	36	36	61.61	91.00	Sortant
11/11/2019 07:00	23	23	53.09	71.00	Entrant
11/11/2019 07:00	20	20	58.05	72.00	Sortant
11/11/2019 06:30	14	14	51.00	66.00	Entrant
11/11/2019 06:30	19	19	63.05	143.00	Sortant
11/11/2019 06:00	13	13	47.54	80.00	Entrant
11/11/2019 06:00	6	6	57.67	71.00	Sortant
11/11/2019 05:30	8	8	58.00	82.00	Entrant
11/11/2019 05:30	4	4	63.75	81.00	Sortant
11/11/2019 05:00	3	3	75.67	83.00	Entrant
11/11/2019 05:00	7	7	63.57	83.00	Sortant
11/11/2019 04:30	4	4	57.25	72.00	Entrant
11/11/2019 04:30	3	3	76.00	80.00	Sortant
11/11/2019 04:00	2	2	60.00	64.00	Entrant
11/11/2019 04:00	3	3	57.67	59.00	Sortant
11/11/2019 03:30	2	2	62.00	71.00	Entrant
11/11/2019 03:30	2	2	66.50	68.00	Sortant
11/11/2019 03:00	2	2	82.50	84.00	Sortant
11/11/2019 02:30	5	5	53.00	65.00	Entrant
11/11/2019 02:30	4	4	57.00	63.00	Sortant
11/11/2019 02:00	5	5	50.20	57.00	Entrant
11/11/2019 01:30	6	6	58.17	65.00	Sortant
11/11/2019 01:30	1	1	63.00	63.00	Entrant
11/11/2019 01:00	3	3	49.33	54.00	Entrant
11/11/2019 01:00	2	2	52.50	59.00	Sortant
11/11/2019 00:30	6	6	56.50	81.00	Entrant
11/11/2019 00:30	4	4	63.00	74.00	Sortant
11/11/2019 00:00	10	10	48.00	66.00	Entrant
11/11/2019 00:00	12	12	57.67	75.00	Sortant
10/11/2019 23:30	8	8	46.00	63.00	Entrant
10/11/2019 23:30	9	9	56.78	72.00	Sortant
10/11/2019 23:00	12	12	51.67	62.00	Entrant
10/11/2019 23:00	14	14	68.86	92.00	Sortant
10/11/2019 22:30	17	17	53.71	81.00	Entrant
10/11/2019 22:30	16	16	54.06	69.00	Sortant
10/11/2019 22:00	21	21	49.71	62.00	Entrant
10/11/2019 22:00	19	19	52.32	62.00	Sortant
10/11/2019 21:30	23	23	49.17	70.00	Entrant
10/11/2019 21:30	18	18	54.50	90.00	Sortant
10/11/2019 21:00	19	19	50.26	72.00	Entrant

Historique des mesures

Date	Nombre de relevés	Nombre véhicules	Vitesse moyenne	Vitesse maximale	Sens
10/11/2019 21:00	34	34	51.41	82.00	Sortant
10/11/2019 20:30	27	27	51.07	70.00	Entrant
10/11/2019 20:30	30	30	58.20	84.00	Sortant
10/11/2019 20:00	40	40	48.60	68.00	Entrant
10/11/2019 20:00	19	19	59.16	77.00	Sortant
10/11/2019 19:30	46	46	50.52	81.00	Entrant
10/11/2019 19:30	47	47	54.32	87.00	Sortant
10/11/2019 19:00	82	82	49.54	77.00	Entrant
10/11/2019 19:00	73	73	54.85	92.00	Sortant
10/11/2019 18:30	75	75	46.97	65.00	Entrant
10/11/2019 18:30	62	62	51.37	68.00	Sortant
10/11/2019 18:00	93	93	48.58	82.00	Entrant
10/11/2019 18:00	79	79	52.13	81.00	Sortant
10/11/2019 17:30	85	85	49.02	77.00	Entrant
10/11/2019 17:30	92	92	49.21	79.00	Sortant
10/11/2019 17:00	78	78	48.59	78.00	Entrant
10/11/2019 17:00	74	74	55.00	79.00	Sortant
10/11/2019 16:30	94	94	49.11	72.00	Entrant
10/11/2019 16:30	60	60	51.82	86.00	Sortant
10/11/2019 16:00	78	78	49.32	117.00	Entrant
10/11/2019 16:00	81	81	51.70	107.00	Sortant
10/11/2019 15:30	63	63	51.57	125.00	Entrant
10/11/2019 15:30	52	52	50.63	89.00	Sortant
10/11/2019 15:00	47	47	54.40	91.00	Entrant
10/11/2019 15:00	68	68	52.16	103.00	Sortant
10/11/2019 14:30	65	65	48.52	66.00	Entrant
10/11/2019 14:30	51	51	49.57	71.00	Sortant
10/11/2019 14:00	50	50	51.20	70.00	Entrant
10/11/2019 14:00	80	80	53.44	119.00	Sortant
10/11/2019 13:30	41	41	50.73	71.00	Entrant
10/11/2019 13:30	62	62	53.97	68.00	Sortant
10/11/2019 13:00	45	45	52.02	87.00	Entrant
10/11/2019 13:00	47	47	51.57	84.00	Sortant
10/11/2019 12:30	43	43	53.53	71.00	Entrant
10/11/2019 12:30	70	70	53.60	88.00	Sortant
10/11/2019 12:00	104	104	50.47	83.00	Entrant
10/11/2019 12:00	107	107	52.45	75.00	Sortant
10/11/2019 11:30	110	110	48.89	73.00	Entrant
10/11/2019 11:30	110	110	52.80	80.00	Sortant
10/11/2019 11:00	109	109	48.82	72.00	Entrant
10/11/2019 11:00	117	117	52.95	87.00	Sortant
10/11/2019 10:30	91	91	48.52	74.00	Entrant
10/11/2019 10:30	97	97	50.86	74.00	Sortant
10/11/2019 10:00	116	116	48.10	64.00	Entrant
10/11/2019 10:00	93	93	50.09	70.00	Sortant
10/11/2019 09:30	72	72	50.00	83.00	Entrant
10/11/2019 09:30	63	63	52.40	78.00	Sortant
10/11/2019 09:00	51	51	49.02	64.00	Entrant
10/11/2019 09:00	55	55	51.11	75.00	Sortant
10/11/2019 08:30	35	35	53.00	133.00	Entrant

Historique des mesures

Date	Nombre de relevés	Nombre véhicules	Vitesse moyenne	Vitesse maximale	Sens
10/11/2019 08:30	52	52	53.77	78.00	Sortant
10/11/2019 08:00	28	28	49.61	77.00	Entrant
10/11/2019 08:00	31	31	57.68	77.00	Sortant
10/11/2019 07:30	28	28	48.57	67.00	Entrant
10/11/2019 07:30	34	34	54.03	96.00	Sortant
10/11/2019 07:00	17	17	47.53	64.00	Entrant
10/11/2019 07:00	17	17	59.12	84.00	Sortant
10/11/2019 06:30	15	15	50.40	63.00	Entrant
10/11/2019 06:30	9	9	58.78	80.00	Sortant
10/11/2019 06:00	14	14	48.93	71.00	Entrant
10/11/2019 06:00	11	11	62.00	85.00	Sortant
10/11/2019 05:30	6	6	49.67	55.00	Entrant
10/11/2019 05:30	9	9	62.33	78.00	Sortant
10/11/2019 05:00	2	2	55.50	74.00	Entrant
10/11/2019 05:00	5	5	59.40	66.00	Sortant
10/11/2019 04:30	3	3	55.33	82.00	Entrant
10/11/2019 04:30	3	3	52.67	62.00	Sortant
10/11/2019 04:00	2	2	48.00	49.00	Entrant
10/11/2019 03:30	5	5	50.40	66.00	Sortant
10/11/2019 03:30	4	4	52.25	58.00	Entrant
10/11/2019 03:00	4	4	55.25	71.00	Entrant
10/11/2019 03:00	10	10	56.40	86.00	Sortant
10/11/2019 02:30	9	9	50.56	65.00	Entrant
10/11/2019 02:30	3	3	52.67	54.00	Sortant
10/11/2019 02:00	10	10	49.00	62.00	Entrant
10/11/2019 02:00	3	3	45.33	64.00	Sortant
10/11/2019 01:30	8	8	51.38	82.00	Entrant
10/11/2019 01:30	8	8	55.88	66.00	Sortant
10/11/2019 01:00	20	20	52.95	88.00	Entrant
10/11/2019 01:00	12	12	51.25	65.00	Sortant
10/11/2019 00:30	9	9	48.33	58.00	Entrant
10/11/2019 00:30	15	15	57.80	81.00	Sortant
10/11/2019 00:00	27	27	46.15	79.00	Entrant
10/11/2019 00:00	17	17	48.00	67.00	Sortant
09/11/2019 23:30	9	9	46.78	52.00	Entrant
09/11/2019 23:30	11	11	50.27	63.00	Sortant
09/11/2019 23:00	19	19	55.00	83.00	Entrant
09/11/2019 23:00	20	20	50.75	79.00	Sortant
09/11/2019 22:30	18	18	48.17	61.00	Entrant
09/11/2019 22:30	25	25	53.40	69.00	Sortant
09/11/2019 22:00	24	24	49.21	63.00	Entrant
09/11/2019 22:00	14	14	51.93	70.00	Sortant
09/11/2019 21:30	25	25	48.76	63.00	Entrant
09/11/2019 21:30	16	16	59.94	79.00	Sortant
09/11/2019 21:00	19	19	47.89	66.00	Entrant
09/11/2019 21:00	32	32	58.06	83.00	Sortant
09/11/2019 20:30	29	29	49.34	68.00	Entrant
09/11/2019 20:30	14	14	56.93	73.00	Sortant
09/11/2019 20:00	52	52	48.58	71.00	Entrant
09/11/2019 20:00	35	35	52.20	71.00	Sortant

Historique des mesures

Date	Nombre de relevés	Nombre véhicules	Vitesse moyenne	Vitesse maximale	Sens
09/11/2019 19:30	76	76	47.67	71.00	Entrant
09/11/2019 19:30	63	63	52.98	90.00	Sortant
09/11/2019 19:00	76	76	49.58	71.00	Entrant
09/11/2019 19:00	96	96	53.64	99.00	Sortant
09/11/2019 18:30	91	91	49.82	86.00	Entrant
09/11/2019 18:30	97	97	51.57	81.00	Sortant
09/11/2019 18:00	96	96	47.30	69.00	Entrant
09/11/2019 18:00	80	80	50.23	74.00	Sortant
09/11/2019 17:30	104	104	48.30	71.00	Entrant
09/11/2019 17:30	98	98	52.07	69.00	Sortant
09/11/2019 17:00	133	133	48.59	66.00	Entrant
09/11/2019 17:00	98	98	49.88	111.00	Sortant
09/11/2019 16:30	87	87	50.26	74.00	Entrant
09/11/2019 16:30	112	112	54.77	87.00	Sortant
09/11/2019 16:00	103	103	48.41	75.00	Entrant
09/11/2019 16:00	87	87	50.52	78.00	Sortant
09/11/2019 15:30	86	86	49.91	69.00	Entrant
09/11/2019 15:30	79	79	50.10	73.00	Sortant
09/11/2019 15:00	94	94	48.66	71.00	Entrant
09/11/2019 15:00	72	72	51.26	76.00	Sortant
09/11/2019 14:30	100	100	47.15	72.00	Entrant
09/11/2019 14:30	99	99	52.39	70.00	Sortant
09/11/2019 14:00	98	98	48.73	75.00	Entrant
09/11/2019 14:00	101	101	50.18	96.00	Sortant
09/11/2019 13:30	92	92	50.33	78.00	Entrant
09/11/2019 13:30	80	80	53.58	124.00	Sortant
09/11/2019 13:00	56	56	51.46	90.00	Entrant
09/11/2019 13:00	91	91	52.29	76.00	Sortant
09/11/2019 12:30	78	78	51.10	76.00	Entrant
09/11/2019 12:30	107	107	53.07	126.00	Sortant
09/11/2019 12:00	86	86	50.63	80.00	Entrant
09/11/2019 12:00	147	147	50.99	84.00	Sortant
09/11/2019 11:30	108	108	49.62	78.00	Entrant
09/11/2019 11:30	123	123	49.60	93.00	Sortant
09/11/2019 11:00	126	126	48.16	78.00	Entrant
09/11/2019 11:00	138	138	50.90	75.00	Sortant
09/11/2019 10:30	118	118	46.81	67.00	Entrant
09/11/2019 10:30	127	127	49.02	100.00	Sortant
09/11/2019 10:00	122	122	47.61	80.00	Entrant
09/11/2019 10:00	111	111	51.43	75.00	Sortant
09/11/2019 09:30	123	123	48.58	78.00	Entrant
09/11/2019 09:30	110	110	51.60	77.00	Sortant
09/11/2019 09:00	91	91	49.42	74.00	Entrant
09/11/2019 09:00	109	109	52.28	75.00	Sortant
09/11/2019 08:30	82	82	49.73	70.00	Entrant
09/11/2019 08:30	67	67	52.07	78.00	Sortant
09/11/2019 08:00	77	77	49.64	83.00	Entrant
09/11/2019 08:00	64	64	55.16	125.00	Sortant
09/11/2019 07:30	51	51	51.04	75.00	Entrant
09/11/2019 07:30	60	60	60.57	106.00	Sortant

Historique des mesures

Date	Nombre de relevés	Nombre véhicules	Vitesse moyenne	Vitesse maximale	Sens
09/11/2019 07:00	27	27	50.37	68.00	Entrant
09/11/2019 07:00	39	39	55.62	106.00	Sortant
09/11/2019 06:30	18	18	49.22	65.00	Entrant
09/11/2019 06:30	20	20	60.50	100.00	Sortant
09/11/2019 06:00	17	17	50.41	72.00	Entrant
09/11/2019 06:00	13	13	62.85	121.00	Sortant
09/11/2019 05:30	15	15	51.47	70.00	Entrant
09/11/2019 05:30	8	8	54.50	72.00	Sortant
09/11/2019 05:00	3	3	46.33	58.00	Entrant
09/11/2019 05:00	11	11	49.73	79.00	Sortant
09/11/2019 04:30	7	7	62.71	82.00	Entrant
09/11/2019 04:30	6	6	58.33	81.00	Sortant
09/11/2019 04:00	4	4	74.75	100.00	Entrant
09/11/2019 04:00	2	2	50.50	51.00	Sortant
09/11/2019 03:30	5	5	54.40	88.00	Entrant
09/11/2019 03:30	2	2	69.50	71.00	Sortant
09/11/2019 03:00	4	4	56.00	65.00	Entrant
09/11/2019 03:00	1	1	62.00	62.00	Sortant
09/11/2019 02:30	8	8	47.88	64.00	Entrant
09/11/2019 02:30	3	3	57.67	69.00	Sortant
09/11/2019 02:00	3	3	51.33	54.00	Entrant
09/11/2019 02:00	1	1	60.00	60.00	Sortant
09/11/2019 01:30	4	4	62.25	71.00	Entrant
09/11/2019 01:30	4	4	47.25	68.00	Sortant
09/11/2019 01:00	12	12	48.25	64.00	Entrant
09/11/2019 01:00	5	5	51.20	60.00	Sortant
09/11/2019 00:30	8	8	57.50	95.00	Entrant
09/11/2019 00:30	8	8	60.38	85.00	Sortant
09/11/2019 00:00	11	11	52.09	73.00	Entrant
09/11/2019 00:00	8	8	55.50	72.00	Sortant
08/11/2019 23:30	18	18	52.00	68.00	Entrant
08/11/2019 23:30	17	17	57.12	70.00	Sortant
08/11/2019 23:00	9	9	52.22	63.00	Entrant
08/11/2019 23:00	12	12	57.58	75.00	Sortant
08/11/2019 22:30	23	23	50.70	99.00	Entrant
08/11/2019 22:30	14	14	52.64	76.00	Sortant
08/11/2019 22:00	23	23	46.87	68.00	Entrant
08/11/2019 22:00	23	23	58.13	117.00	Sortant
08/11/2019 21:30	28	28	53.61	84.00	Entrant
08/11/2019 21:30	15	15	54.33	78.00	Sortant
08/11/2019 21:00	41	41	51.34	68.00	Entrant
08/11/2019 21:00	36	36	56.89	84.00	Sortant
08/11/2019 20:30	53	53	49.49	71.00	Entrant
08/11/2019 20:30	35	35	53.31	72.00	Sortant
08/11/2019 20:00	68	68	48.54	90.00	Entrant
08/11/2019 20:00	42	42	53.31	113.00	Sortant
08/11/2019 19:30	84	84	50.24	72.00	Entrant
08/11/2019 19:30	89	89	50.54	83.00	Sortant
08/11/2019 19:00	132	132	48.25	68.00	Entrant
08/11/2019 19:00	89	89	50.53	96.00	Sortant

Historique des mesures

Date	Nombre de relevés	Nombre véhicules	Vitesse moyenne	Vitesse maximale	Sens
08/11/2019 18:30	182	182	47.27	74.00	Entrant
08/11/2019 18:30	121	121	50.55	74.00	Sortant
08/11/2019 18:00	165	165	47.96	78.00	Entrant
08/11/2019 18:00	115	115	48.47	67.00	Sortant
08/11/2019 17:30	193	193	47.29	74.00	Entrant
08/11/2019 17:30	144	144	49.55	93.00	Sortant
08/11/2019 17:00	180	180	48.62	68.00	Entrant
08/11/2019 17:00	132	132	49.77	77.00	Sortant
08/11/2019 16:30	160	160	49.06	79.00	Entrant
08/11/2019 16:30	121	121	50.25	69.00	Sortant
08/11/2019 16:00	185	185	48.12	69.00	Entrant
08/11/2019 16:00	126	126	52.69	106.00	Sortant
08/11/2019 15:30	136	136	50.09	71.00	Entrant
08/11/2019 15:30	121	121	49.81	74.00	Sortant
08/11/2019 15:00	93	93	47.73	69.00	Entrant
08/11/2019 15:00	104	104	50.58	74.00	Sortant
08/11/2019 14:30	114	114	48.04	78.00	Entrant
08/11/2019 14:30	86	86	50.64	72.00	Sortant
08/11/2019 14:00	99	99	47.77	76.00	Entrant
08/11/2019 14:00	120	120	52.20	84.00	Sortant
08/11/2019 13:30	109	109	48.77	70.00	Entrant
08/11/2019 13:30	94	94	54.28	111.00	Sortant
08/11/2019 13:00	86	86	50.66	76.00	Entrant
08/11/2019 13:00	76	76	56.39	141.00	Sortant
08/11/2019 12:30	80	80	50.75	82.00	Entrant
08/11/2019 12:30	65	65	56.57	87.00	Sortant
08/11/2019 12:00	147	147	49.66	65.00	Entrant
08/11/2019 12:00	134	134	51.08	89.00	Sortant
08/11/2019 11:30	114	114	49.33	93.00	Entrant
08/11/2019 11:30	112	112	51.32	77.00	Sortant
08/11/2019 11:00	82	82	48.07	78.00	Entrant
08/11/2019 11:00	86	86	51.14	69.00	Sortant
08/11/2019 10:30	81	81	47.70	70.00	Entrant
08/11/2019 10:30	100	100	49.65	109.00	Sortant
08/11/2019 10:00	85	85	47.12	66.00	Entrant
08/11/2019 10:00	103	103	51.50	78.00	Sortant
08/11/2019 09:30	94	94	46.87	68.00	Entrant
08/11/2019 09:30	101	101	50.53	105.00	Sortant
08/11/2019 09:00	107	107	48.56	73.00	Entrant
08/11/2019 09:00	97	97	52.67	76.00	Sortant
08/11/2019 08:30	119	119	48.71	79.00	Entrant
08/11/2019 08:30	133	133	54.14	102.00	Sortant
08/11/2019 08:00	108	108	47.81	74.00	Entrant
08/11/2019 08:00	160	160	53.20	77.00	Sortant
08/11/2019 07:30	84	84	50.29	72.00	Entrant
08/11/2019 07:30	243	243	53.13	76.00	Sortant
08/11/2019 07:00	63	63	52.67	81.00	Entrant
08/11/2019 07:00	209	209	54.56	127.00	Sortant
08/11/2019 06:30	49	49	52.41	76.00	Entrant
08/11/2019 06:30	139	139	56.29	126.00	Sortant

Historique des mesures

Date	Nombre de relevés	Nombre véhicules	Vitesse moyenne	Vitesse maximale	Sens
08/11/2019 06:00	34	34	51.82	83.00	Entrant
08/11/2019 06:00	55	55	62.07	141.00	Sortant
08/11/2019 05:30	29	29	56.24	92.00	Entrant
08/11/2019 05:30	20	20	55.95	110.00	Sortant
08/11/2019 05:00	11	11	60.27	80.00	Entrant
08/11/2019 05:00	17	17	62.35	87.00	Sortant
08/11/2019 04:30	12	12	62.42	96.00	Entrant
08/11/2019 04:30	8	8	58.50	69.00	Sortant
08/11/2019 04:00	10	10	52.00	71.00	Entrant
08/11/2019 04:00	8	8	55.25	69.00	Sortant
08/11/2019 03:30	6	6	54.67	66.00	Entrant
08/11/2019 03:00	5	5	73.20	130.00	Sortant
08/11/2019 03:00	4	4	54.25	71.00	Entrant
08/11/2019 02:30	2	2	47.00	51.00	Entrant
08/11/2019 02:30	3	3	60.33	73.00	Sortant
08/11/2019 02:00	3	3	50.67	61.00	Entrant
08/11/2019 02:00	3	3	56.33	64.00	Sortant
08/11/2019 01:30	3	3	52.67	69.00	Entrant
08/11/2019 01:30	4	4	49.25	70.00	Sortant
08/11/2019 01:00	5	5	55.60	64.00	Entrant
08/11/2019 01:00	2	2	49.00	53.00	Sortant
08/11/2019 00:30	4	4	53.00	71.00	Entrant
08/11/2019 00:30	5	5	56.20	78.00	Sortant
08/11/2019 00:00	10	10	49.20	57.00	Entrant
08/11/2019 00:00	5	5	61.20	73.00	Sortant
07/11/2019 23:30	9	9	48.22	69.00	Entrant
07/11/2019 23:30	5	5	54.00	66.00	Sortant
07/11/2019 23:00	10	10	48.90	67.00	Entrant
07/11/2019 23:00	6	6	63.83	87.00	Sortant
07/11/2019 22:30	12	12	52.42	81.00	Entrant
07/11/2019 22:30	8	8	49.62	56.00	Sortant
07/11/2019 22:00	18	18	50.78	70.00	Entrant
07/11/2019 22:00	20	20	60.50	112.00	Sortant
07/11/2019 21:30	23	23	48.30	88.00	Entrant
07/11/2019 21:30	29	29	58.86	81.00	Sortant
07/11/2019 21:00	21	21	54.81	83.00	Entrant
07/11/2019 21:00	31	31	58.48	85.00	Sortant
07/11/2019 20:30	37	37	52.76	69.00	Entrant
07/11/2019 20:30	21	21	56.05	86.00	Sortant
07/11/2019 20:00	63	63	46.67	59.00	Entrant
07/11/2019 20:00	59	59	54.19	77.00	Sortant
07/11/2019 19:30	56	56	50.30	78.00	Entrant
07/11/2019 19:30	69	69	55.16	112.00	Sortant
07/11/2019 19:00	110	110	47.67	72.00	Entrant
07/11/2019 19:00	81	81	53.86	91.00	Sortant
07/11/2019 18:30	161	161	46.93	68.00	Entrant
07/11/2019 18:30	121	121	50.30	80.00	Sortant
07/11/2019 18:00	185	185	46.37	77.00	Entrant
07/11/2019 18:00	113	113	50.52	81.00	Sortant
07/11/2019 17:30	203	203	47.67	76.00	Entrant

Historique des mesures

Date	Nombre de relevés	Nombre véhicules	Vitesse moyenne	Vitesse maximale	Sens
07/11/2019 17:30	121	121	49.90	86.00	Sortant
07/11/2019 17:00	204	204	47.78	69.00	Entrant
07/11/2019 17:00	125	125	51.20	72.00	Sortant
07/11/2019 16:30	153	153	48.41	77.00	Entrant
07/11/2019 16:30	142	142	49.68	71.00	Sortant
07/11/2019 16:00	193	193	47.70	70.00	Entrant
07/11/2019 16:00	115	115	50.17	73.00	Sortant
07/11/2019 15:30	125	125	47.72	71.00	Entrant
07/11/2019 15:30	79	79	50.22	94.00	Sortant
07/11/2019 15:00	90	90	47.21	67.00	Entrant
07/11/2019 15:00	84	84	52.52	98.00	Sortant
07/11/2019 14:30	78	78	48.10	73.00	Entrant
07/11/2019 14:30	88	88	49.24	68.00	Sortant
07/11/2019 14:00	95	95	47.46	69.00	Entrant
07/11/2019 14:00	90	90	51.56	75.00	Sortant
07/11/2019 13:30	95	95	49.64	72.00	Entrant
07/11/2019 13:30	89	89	48.13	97.00	Sortant
07/11/2019 13:00	76	76	48.03	64.00	Entrant
07/11/2019 13:00	94	94	51.21	71.00	Sortant
07/11/2019 12:30	58	58	49.53	74.00	Entrant
07/11/2019 12:30	84	84	49.11	107.00	Sortant
07/11/2019 12:00	76	76	47.96	74.00	Entrant
07/11/2019 12:00	132	132	49.39	99.00	Sortant
07/11/2019 11:30	94	94	47.72	69.00	Entrant
07/11/2019 11:30	80	80	46.27	86.00	Sortant
07/11/2019 11:00	93	93	47.01	71.00	Entrant
07/11/2019 11:00	96	96	43.19	71.00	Sortant
07/11/2019 10:30	85	85	47.34	68.00	Entrant
07/11/2019 10:30	98	98	44.04	105.00	Sortant
07/11/2019 10:00	95	95	45.35	75.00	Entrant
07/11/2019 10:00	74	74	45.39	99.00	Sortant
07/11/2019 09:30	95	95	44.42	62.00	Entrant
07/11/2019 09:30	89	89	41.17	100.00	Sortant
07/11/2019 09:00	89	89	45.48	62.00	Entrant
07/11/2019 09:00	108	108	43.31	69.00	Sortant
07/11/2019 08:30	118	118	46.77	64.00	Entrant
07/11/2019 08:30	155	155	42.33	61.00	Sortant
07/11/2019 08:00	115	115	47.45	68.00	Entrant
07/11/2019 08:00	204	204	51.87	77.00	Sortant
07/11/2019 07:30	101	101	48.07	74.00	Entrant
07/11/2019 07:30	215	215	52.29	72.00	Sortant
07/11/2019 07:00	74	74	51.04	77.00	Entrant
07/11/2019 07:00	202	202	53.62	115.00	Sortant
07/11/2019 06:30	60	60	53.18	87.00	Entrant
07/11/2019 06:30	161	161	53.45	136.00	Sortant
07/11/2019 06:00	37	37	52.30	75.00	Entrant
07/11/2019 06:00	56	56	56.39	158.00	Sortant
07/11/2019 05:30	28	28	53.00	73.00	Entrant
07/11/2019 05:30	40	40	63.02	150.00	Sortant
07/11/2019 05:00	14	14	53.50	76.00	Entrant

Historique des mesures

Date	Nombre de relevés	Nombre véhicules	Vitesse moyenne	Vitesse maximale	Sens
07/11/2019 05:00	22	22	61.59	109.00	Sortant
07/11/2019 04:30	14	14	61.71	76.00	Entrant
07/11/2019 04:30	11	11	66.27	149.00	Sortant
07/11/2019 04:00	2	2	54.00	61.00	Entrant
07/11/2019 04:00	4	4	73.00	82.00	Sortant
07/11/2019 03:30	8	8	55.25	69.00	Entrant
07/11/2019 03:30	2	2	61.50	62.00	Sortant
07/11/2019 03:00	1	1	65.00	65.00	Entrant
07/11/2019 03:00	3	3	54.67	58.00	Sortant
07/11/2019 02:00	5	5	52.60	54.00	Entrant
07/11/2019 01:30	1	1	34.00	34.00	Sortant
07/11/2019 01:30	2	2	48.00	49.00	Entrant
07/11/2019 01:00	1	1	40.00	40.00	Entrant
07/11/2019 01:00	1	1	49.00	49.00	Sortant
07/11/2019 00:30	2	2	71.50	94.00	Entrant
07/11/2019 00:30	4	4	63.00	75.00	Sortant
07/11/2019 00:00	3	3	47.67	54.00	Entrant
07/11/2019 00:00	6	6	58.67	67.00	Sortant
06/11/2019 23:30	18	18	53.33	71.00	Entrant
06/11/2019 23:30	8	8	61.75	80.00	Sortant
06/11/2019 23:00	9	9	56.11	117.00	Entrant
06/11/2019 23:00	7	7	56.29	64.00	Sortant
06/11/2019 22:30	16	16	44.81	63.00	Entrant
06/11/2019 22:30	14	14	61.00	132.00	Sortant
06/11/2019 22:00	11	11	47.27	53.00	Entrant
06/11/2019 22:00	11	11	48.27	63.00	Sortant
06/11/2019 21:30	17	17	45.06	55.00	Entrant
06/11/2019 21:30	26	26	55.81	77.00	Sortant
06/11/2019 21:00	31	31	50.26	80.00	Entrant
06/11/2019 21:00	35	35	50.94	62.00	Sortant
06/11/2019 20:30	48	48	54.21	81.00	Entrant
06/11/2019 20:30	34	34	60.09	140.00	Sortant
06/11/2019 20:00	42	42	48.38	72.00	Entrant
06/11/2019 20:00	38	38	51.42	80.00	Sortant
06/11/2019 19:30	54	54	47.56	73.00	Entrant
06/11/2019 19:30	57	57	58.53	84.00	Sortant
06/11/2019 19:00	94	94	50.22	75.00	Entrant
06/11/2019 19:00	78	78	51.72	78.00	Sortant
06/11/2019 18:30	156	156	48.10	84.00	Entrant
06/11/2019 18:30	97	97	49.43	75.00	Sortant
06/11/2019 18:00	164	164	46.71	68.00	Entrant
06/11/2019 18:00	145	145	49.97	71.00	Sortant
06/11/2019 17:30	191	191	46.57	80.00	Entrant
06/11/2019 17:30	129	129	49.87	70.00	Sortant
06/11/2019 17:00	201	201	48.82	78.00	Entrant
06/11/2019 17:00	125	125	51.43	77.00	Sortant
06/11/2019 16:30	154	154	48.79	73.00	Entrant
06/11/2019 16:30	122	122	49.93	85.00	Sortant
06/11/2019 16:00	156	156	47.72	74.00	Entrant
06/11/2019 16:00	92	92	50.99	118.00	Sortant

Historique des mesures

Date	Nombre de relevés	Nombre véhicules	Vitesse moyenne	Vitesse maximale	Sens
06/11/2019 15:30	113	113	47.55	71.00	Entrant
06/11/2019 15:30	97	97	48.32	75.00	Sortant
06/11/2019 15:00	92	92	49.37	68.00	Entrant
06/11/2019 15:00	68	68	50.31	67.00	Sortant
06/11/2019 14:30	112	112	46.23	69.00	Entrant
06/11/2019 14:30	94	94	51.80	79.00	Sortant
06/11/2019 14:00	88	88	48.57	77.00	Entrant
06/11/2019 14:00	111	111	48.03	76.00	Sortant
06/11/2019 13:30	98	98	48.29	74.00	Entrant
06/11/2019 13:30	99	99	50.27	71.00	Sortant
06/11/2019 13:00	69	69	48.16	66.00	Entrant
06/11/2019 13:00	76	76	51.75	84.00	Sortant
06/11/2019 12:30	86	86	53.27	85.00	Entrant
06/11/2019 12:30	94	94	58.39	128.00	Sortant
06/11/2019 12:00	102	102	50.95	100.00	Entrant
06/11/2019 12:00	119	119	54.62	136.00	Sortant
06/11/2019 11:30	81	81	48.99	80.00	Entrant
06/11/2019 11:30	83	83	51.10	76.00	Sortant
06/11/2019 11:00	91	91	46.82	66.00	Entrant
06/11/2019 11:00	92	92	51.77	89.00	Sortant
06/11/2019 10:30	110	110	48.13	69.00	Entrant
06/11/2019 10:30	104	104	49.80	121.00	Sortant
06/11/2019 10:00	87	87	45.76	66.00	Entrant
06/11/2019 10:00	105	105	51.06	106.00	Sortant
06/11/2019 09:30	77	77	45.73	65.00	Entrant
06/11/2019 09:30	71	71	49.63	71.00	Sortant
06/11/2019 09:00	106	106	48.46	68.00	Entrant
06/11/2019 09:00	110	110	51.31	104.00	Sortant
06/11/2019 08:30	96	96	47.31	75.00	Entrant
06/11/2019 08:30	114	114	52.91	85.00	Sortant
06/11/2019 08:00	107	107	46.49	73.00	Entrant
06/11/2019 08:00	147	147	53.07	87.00	Sortant
06/11/2019 07:30	98	98	48.84	70.00	Entrant
06/11/2019 07:30	191	191	52.98	77.00	Sortant
06/11/2019 07:00	74	74	49.84	84.00	Entrant
06/11/2019 07:00	187	187	54.00	75.00	Sortant
06/11/2019 06:30	64	64	50.30	71.00	Entrant
06/11/2019 06:30	135	135	55.96	120.00	Sortant
06/11/2019 06:00	39	39	50.49	89.00	Entrant
06/11/2019 06:00	43	43	56.26	85.00	Sortant
06/11/2019 05:30	25	25	54.24	83.00	Entrant
06/11/2019 05:30	28	28	57.50	78.00	Sortant
06/11/2019 05:00	7	7	52.29	63.00	Entrant
06/11/2019 05:00	18	18	55.06	75.00	Sortant
06/11/2019 04:30	13	13	60.31	74.00	Entrant
06/11/2019 04:30	6	6	63.83	76.00	Sortant
06/11/2019 04:00	11	11	54.00	73.00	Entrant
06/11/2019 04:00	5	5	55.40	69.00	Sortant
06/11/2019 03:30	4	4	56.00	64.00	Entrant
06/11/2019 03:30	6	6	63.50	80.00	Sortant

Historique des mesures

Date	Nombre de relevés	Nombre véhicules	Vitesse moyenne	Vitesse maximale	Sens
06/11/2019 03:00	2	2	34.50	35.00	Entrant
06/11/2019 02:30	1	1	56.00	56.00	Sortant
06/11/2019 02:30	3	3	67.00	83.00	Entrant
06/11/2019 01:30	4	4	49.50	63.00	Entrant
06/11/2019 01:00	1	1	46.00	46.00	Sortant
06/11/2019 01:00	5	5	52.40	64.00	Entrant
06/11/2019 00:30	2	2	47.50	51.00	Entrant
06/11/2019 00:30	3	3	59.33	77.00	Sortant
06/11/2019 00:00	5	5	55.80	78.00	Entrant
06/11/2019 00:00	7	7	62.29	82.00	Sortant
05/11/2019 23:30	6	6	57.67	104.00	Entrant
05/11/2019 23:30	4	4	55.25	63.00	Sortant
05/11/2019 23:00	12	12	48.17	70.00	Entrant
05/11/2019 23:00	9	9	55.44	74.00	Sortant
05/11/2019 22:30	9	9	47.44	81.00	Entrant
05/11/2019 22:30	19	19	51.32	69.00	Sortant
05/11/2019 22:00	22	22	51.50	79.00	Entrant
05/11/2019 22:00	8	8	59.12	68.00	Sortant
05/11/2019 21:30	20	20	51.50	66.00	Entrant
05/11/2019 21:30	27	27	55.74	107.00	Sortant
05/11/2019 21:00	25	25	52.12	82.00	Entrant
05/11/2019 21:00	34	34	58.03	86.00	Sortant
05/11/2019 20:30	35	35	51.80	75.00	Entrant
05/11/2019 20:30	28	28	59.54	105.00	Sortant
05/11/2019 20:00	63	63	50.03	77.00	Entrant
05/11/2019 20:00	43	43	55.74	71.00	Sortant
05/11/2019 19:30	60	60	50.23	79.00	Entrant
05/11/2019 19:30	69	69	52.80	113.00	Sortant
05/11/2019 19:00	96	96	47.67	74.00	Entrant
05/11/2019 19:00	73	73	53.67	87.00	Sortant
05/11/2019 18:30	137	137	46.42	66.00	Entrant
05/11/2019 18:30	112	112	51.38	85.00	Sortant
05/11/2019 18:00	174	174	45.78	64.00	Entrant
05/11/2019 18:00	114	114	48.91	70.00	Sortant
05/11/2019 17:30	216	216	46.57	76.00	Entrant
05/11/2019 17:30	116	116	51.77	79.00	Sortant
05/11/2019 17:00	176	176	46.21	66.00	Entrant
05/11/2019 17:00	118	118	49.59	98.00	Sortant
05/11/2019 16:30	175	175	47.39	81.00	Entrant
05/11/2019 16:30	140	140	51.04	84.00	Sortant
05/11/2019 16:00	177	177	48.80	82.00	Entrant
05/11/2019 16:00	121	121	51.64	107.00	Sortant
05/11/2019 15:30	123	123	47.35	63.00	Entrant
05/11/2019 15:30	94	94	50.16	97.00	Sortant
05/11/2019 15:00	103	103	46.00	89.00	Entrant
05/11/2019 15:00	95	95	51.04	117.00	Sortant
05/11/2019 14:30	88	88	47.88	71.00	Entrant
05/11/2019 14:30	71	71	50.20	77.00	Sortant
05/11/2019 14:00	19	19	43.42	70.00	Entrant
05/11/2019 14:00	11	11	52.82	66.00	Sortant

Historique des mesures

Date	Nombre de relevés	Nombre véhicules	Vitesse moyenne	Vitesse maximale	Sens
05/11/2019 13:30	1	1	17.00	17.00	Entrant
04/10/2019 13:00	1	1	43.00	43.00	Entrant
04/10/2019 13:00	9	9	44.11	50.00	Sortant